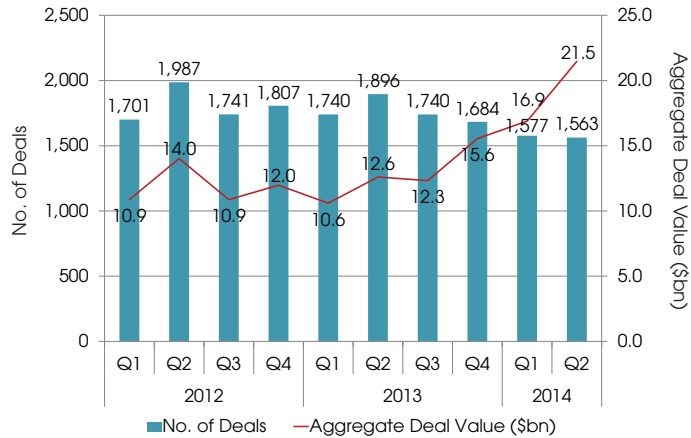


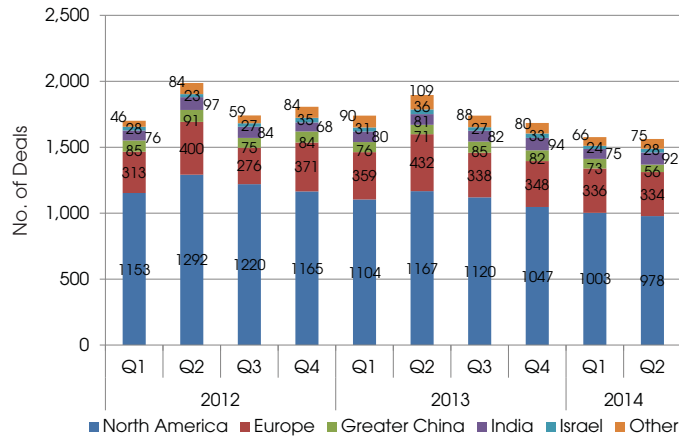
July 2014

Fig. 1: Number and Aggregate Value of Venture Capital Financings*, Q1 2012 - Q2 2014



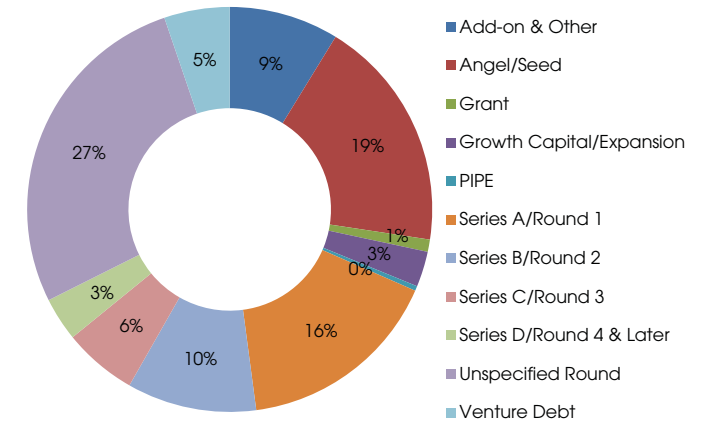
Source: Preqin Venture Deals Analyst

Fig. 2: Number of Venture Capital Deals* by Region, Q1 2012 - Q2 2014



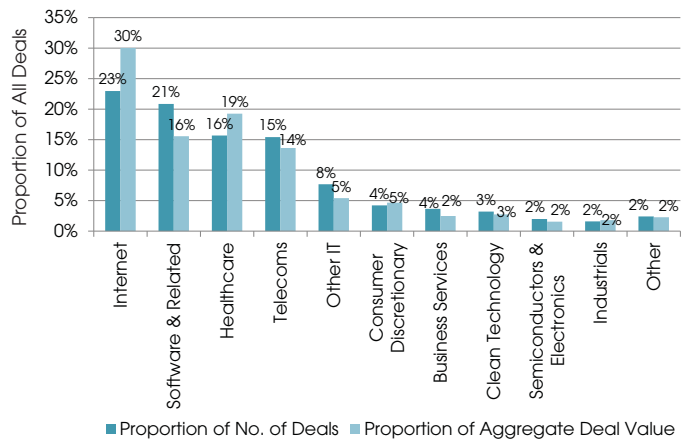
Source: Preqin Venture Deals Analyst

Fig. 3: Proportion of Number of Venture Capital Deals* by Stage, Q2 2014



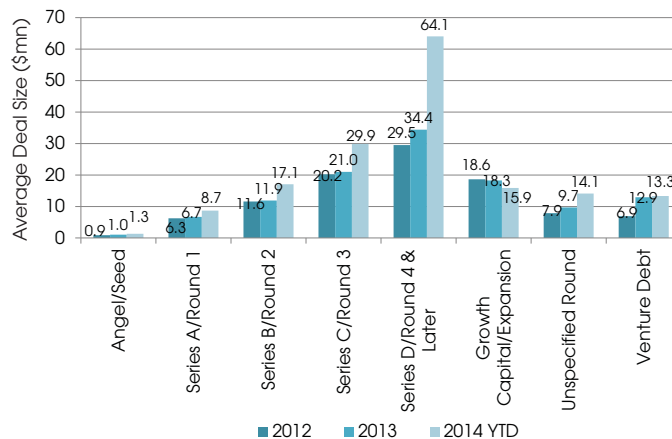
Source: Preqin Venture Deals Analyst

Fig. 4: Proportion of Number & Aggregate Deal Value of Venture Capital Financings by Industry, Q2 2014



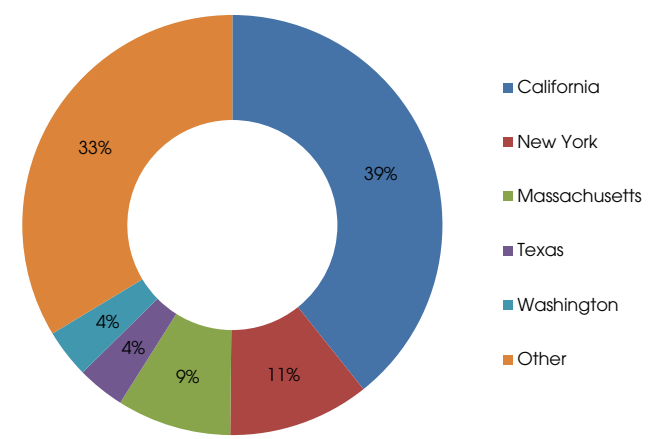
Source: Preqin Venture Deals Analyst

Fig. 5: Average Value of Venture Capital Deals, 2012 - Q2 2014



Source: Preqin Venture Deals Analyst

Fig. 6: Proportion of Number of US Venture Capital Deals by State, Q2 2014



Source: Preqin Venture Deals Analyst

* Figures exclude add-ons, grants, mergers, venture debt and secondary stock purchases

Q2 2014 Venture Capital Deals Fact Sheet

July 2014

Fig. 7: Top 10 Venture Capital Financings, Q2 2014*

Portfolio Company Name	Deal Date	Stage	Deal Size (mn)	Investors	Primary Industry	Location
Uber Technologies, Inc.	Jun-14	Series D/Round 4	1,200 USD	BlackRock, Fidelity Equity Partners, Google Ventures, Kleiner Perkins Caufield & Byers, Menlo Ventures, Summit Partners, Wellington Management	Telecoms	US
Airbnb	Apr-14	Unspecified Round	450 USD	Dragoneer Investment Group, Sequoia Capital, T Rowe Price, TPG	Internet	US
CURA HealthCare Pvt. Ltd.	Jun-14	Unspecified Round	356 USD	Peepul Capital	Medical Instruments	India
Xunlei	Apr-14	Series E/Round 5	310 USD	IDG Capital Partners, Kingsoft, Morningside Group, Xiaomi	Internet	China
Campaign Monitor Pty. Ltd	Apr-14	Series A/Round 1	250 USD	Insight Venture Partners	Internet	Australia
Cove Financial Group, Inc.	Apr-14	Unspecified Round	250 USD	-	Financial Services	US
Forma Therapeutics, Inc.	Apr-14	Unspecified Round	225 USD	Celgene	Pharmaceuticals	US
Pure Storage, Inc.	Apr-14	Series F/Round 6	225 USD	Greylock Partners, Index Ventures, Redpoint Ventures, Sutter Hill Ventures, T Rowe Price, Tiger Global Management, Wellington Management	Hardware	US
Flipkart	May-14	Unspecified Round	210 USD	Accel Partners, DST Global, Iconiq Capital, Naspers, Tiger Global Management	Internet	India
17u	Apr-14	Unspecified Round	200 USD	Ctrip.com International, Ltd.	Internet	China

Source: Preqin Venture Deals Analyst

Fig. 8: Top 5 Venture Capital Exits: Q2 2014

Name	Date of First Investment	Investors (Entry)	Total Known Funding (mn)	Exit Type	Exit Date	Acquiror (Exit)	Exit Value (mn)	Industry	Location
JD.com	Aug-07	Bull Capital Partners, Capital Today, DST Global, Kingdom Holding Company, Ontario Teachers' Pension Plan, Tencent, Tiger Global Management, Wal-Mart	1,945 USD	IPO	May-14	-	1,849 USD	Internet	China
Youku Tudou Inc.	Mar-12	Brookside Group, Capital Today, Chengwei Capital, Crescent Point Group, Farallon Capital Management, General Catalyst Partners, GGV Capital, IDG Capital Partners, JAFCO Investment (Asia Pacific), Japan Asia Investment Company, KTB Ventures, Maverick Capital, Sutter Hill Ventures, Temasek Holdings, Tudou, Venrock, Western Technology Investment, Youku.com	-	Trade Sale	Apr-14	Alibaba Group, Yunfeng Capital	1,220 USD	Internet	China
Fusion-io, Inc.	Mar-08	Accel Partners, Andreessen Horowitz, Dell Ventures, Lightspeed Venture Partners, Meritech Capital Partners, New Enterprise Associates, Sumitomo Ventures, Triangle Peak Partners	112 USD	Trade Sale	Jun-14	SanDisk	1,100 USD	Hardware	US
Healogics	Sep-05	Morgan Stanley Expansion Capital, Scale Venture Partners	-	Sale to GP	May-14	Clayton Dubilier & Rice	910 USD	Healthcare	US
Labrys Biologics Inc.	Dec-12	Canaan Partners, InterWest Partners, Sofinnova Ventures	31 USD	Trade Sale	Jun-14	TEVA Pharmaceuticals	825 USD	Biotechnology	US

Source: Preqin Venture Deals Analyst

* Figures exclude add-ons, grants, mergers, venture debt and secondary stock purchases

For more information or for any specific data queries, please contact press@preqin.com or visit www.preqin.com