

Fig. 1: Quarterly Unlisted Infrastructure Fundraising, Q1 2010 - Q1 2015

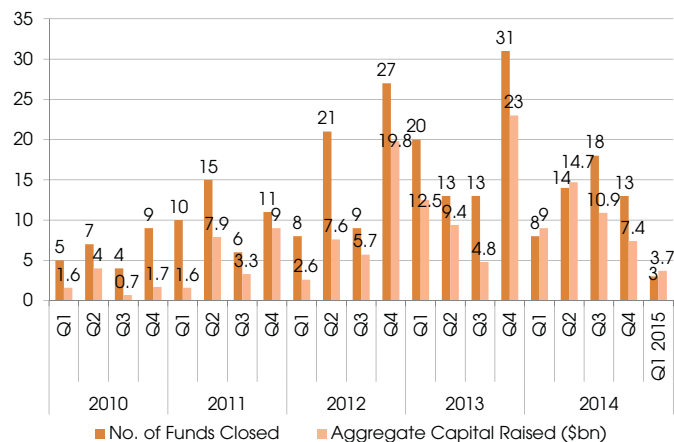


Fig. 2: Average Annual Proportion of Target Size Achieved, Funds Closed 2008 - 2014

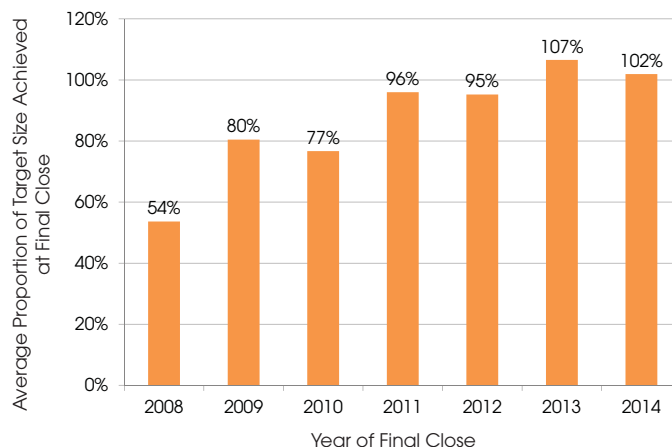


Fig. 3: Average Time Spent on the Road, 2008 - Q1 2015

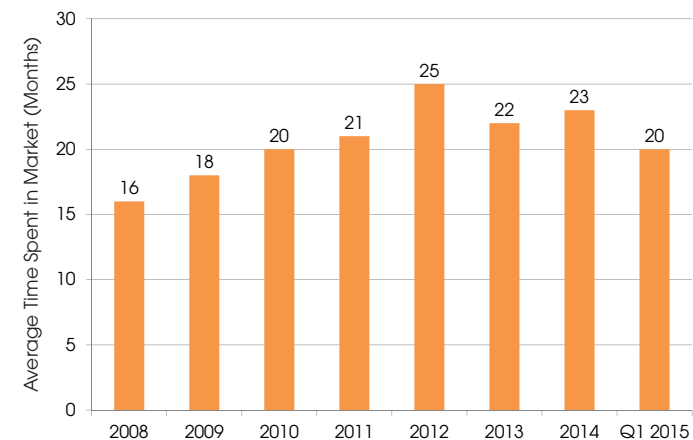


Fig. 4: Largest Unlisted Infrastructure Funds Closed by Final Close Size, Q1 2015

Fund	Firm	Fund Focus	Final Close Size (mn)
First State European Diversified Infrastructure Fund	Colonial First State Global Asset Management/First State Investments	Europe	2,000 EUR
Equis Asia Fund II	Equis Funds Group	Asia	1,000 USD
Equis Direct Investment Fund	Equis Funds Group	Asia	300 USD

Fig. 5: 10 Largest Unlisted Infrastructure Funds Closed, Q1 2014 - Q1 2015

Fund	Firm	Fund Focus	Final Close Size (mn)	Final Close Date
Energy Capital Partners III	Energy Capital Partners	North America	5,095 USD	Mar-14
Energy & Minerals Group Fund III	Energy & Minerals Group	Global	4,081 USD	Jun-14
Macquarie Infrastructure Partners III	Macquarie Infrastructure and Real Assets (MIRA)	North America	3,000 USD	Sep-14
EnCap Flatrock Midstream Fund III	EnCap Flatrock Midstream	US	3,000 USD	Apr-14
Antin Infrastructure Fund II	Antin Infrastructure Partners	Europe	2,000 EUR	Jun-14
First Reserve Energy Infrastructure Fund II	First Reserve Corporation	North America, Europe	2,500 USD	Jun-14
First State European Diversified Infrastructure Fund	Colonial First State Global Asset Management/First State Investments	Europe	2,000 EUR	Jan-15
Infracapital Partners II	Infracapital	Europe	1,300 GBP	Oct-14
Energy Spectrum Partners VII	Energy Spectrum Capital	US	1,225 USD	Nov-14
AMP Capital Global Infrastructure Debt Fund II	AMP Capital Investors	North America, Europe, Australasia, OECD	1,100 USD	Sep-14

8th April 2015

Fig. 6: Unlisted Infrastructure Funds in Market over Time, January 2010 - April 2015

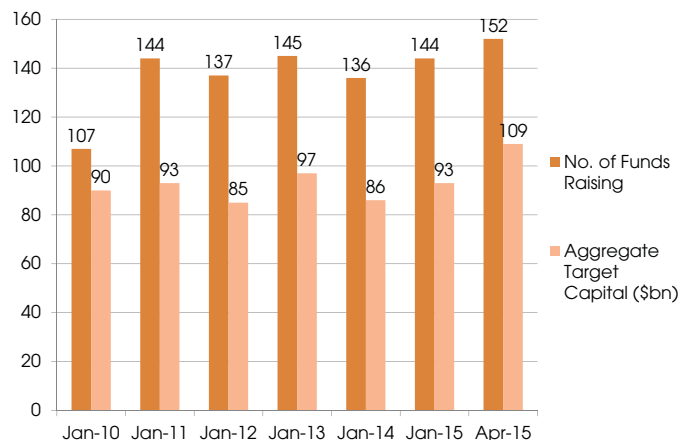


Fig. 7: Top 10 Unlisted Infrastructure Funds in Market by Target Size

Fund	Firm	Target Size (mn)	Fundraising Status	Headquarters Location	Fund Focus
Alinda Infrastructure Fund III	Alinda Capital Partners	5,000 USD	No Interim Close	US	North America, Europe
ArcLight Energy Partners Fund VI	ArcLight Capital Partners	4,000 USD	Fourth Close	US	North America, West Europe
Morgan Stanley Infrastructure Partners II	Morgan Stanley Infrastructure	4,000 USD	First Close	US	Global
Pan-European Infrastructure Fund II	Deutsche Asset & Wealth Management	2,000 EUR	No Interim Close	UK	Europe
AXA Infrastructure Generation IV	Ardian	2,000 EUR	First Close	France	West Europe
Global Infrastructure Partners Capital Solutions Fund	Global Infrastructure Partners	2,500 USD	No Interim Close	US	Global
Carlyle Energy Mezzanine Opportunities Fund II	Carlyle Group	2,500 USD	No Interim Close	US	North America, Global
Macquarie Asia Infrastructure Fund	Macquarie Infrastructure and Real Assets (MIRA)	2,250 USD	First Close	UK	Asia
Copenhagen Infrastructure II	Copenhagen Infrastructure Partners	1,600 EUR	First Close	Denmark	North America, Europe
KKR Global Infrastructure Investors II	KKR	2,000 USD	Second Close	US	Global

Fig. 8: Breakdown of Unlisted Infrastructure Funds in Market by Geographic Focus

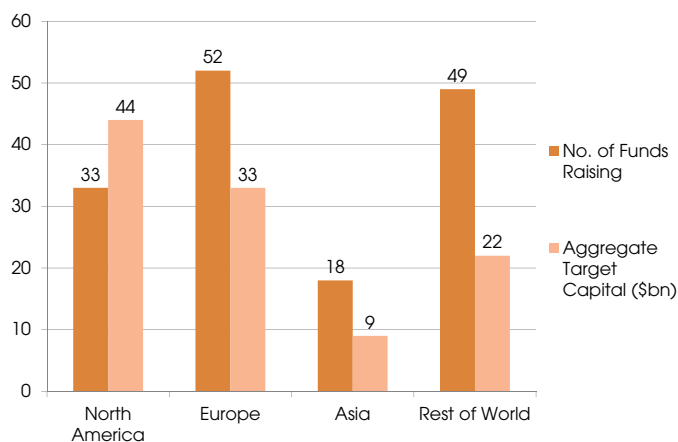


Fig. 9: Quarterly Number and Aggregate Value of Infrastructure Deals Completed Globally, Q1 2012 - Q1 2015

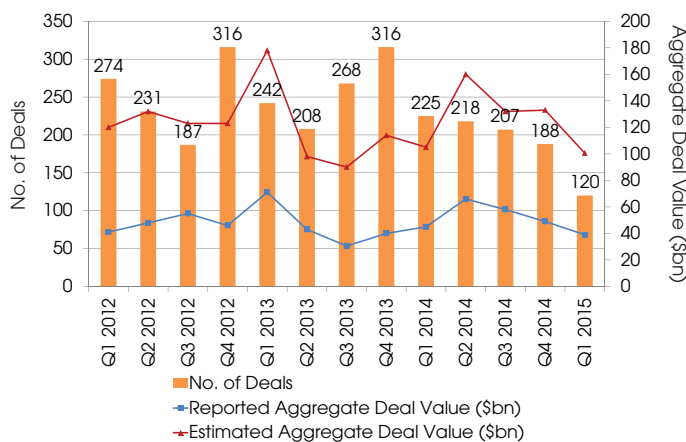
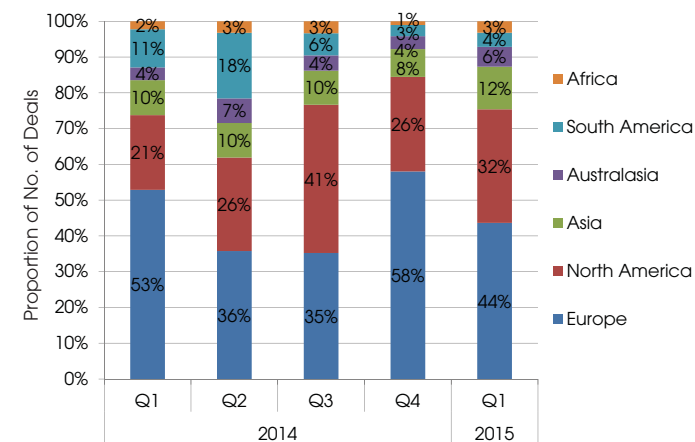
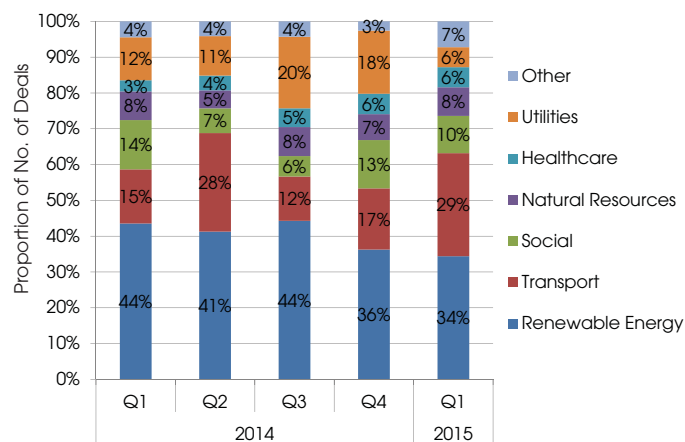


Fig. 10: Breakdown of Infrastructure Deals by Region, Q1 2014 - Q1 2015



8th April 2015

Fig. 11: Breakdown of Infrastructure Deals by Industry, Q1 2014 - Q1 2015



Looking for more detailed data? Preqin can help.

Preqin provides information, data and research on infrastructure firms, funds of funds, investors, placement agents, law firms, advisors and other professionals across fund performance, fundraising, investors, fund managers and fund terms and conditions.

If you have more detailed requests for infrastructure data or any questions, please visit www.preqin.com or contact press@peqin.com for more information.

Fig. 12: 10 Notable Infrastructure Deals Completed in Q1 2015

Asset	Location	Industry	Investor(s)	Total Deal Size (mn)	Stake (%)	Transaction Date
Fortum Distribution AB	Finland	Power Distribution	AP-Fonden 1, AP-Fonden 3, Borealis Infrastructure, Folksham	6,600 EUR	100	Mar-15
Indiana Toll Road	US	Toll Roads	IFM Investors	5,725 USD	100	Mar-15
Eversholt Rail Group	UK	Rolling Stock	Cheung Kong Infrastructure Holdings	2,500 GBP	100	Jan-15
NorthConnex	Australia	Toll Roads	CPP Investment Board, QIC, Transurban Group	2,900 AUD	100	Feb-15
Liverty Living	UK	Student Accommodation	CPP Investment Board	2,100 USD	100	Mar-15
Tidal Lagoon Swansea Bay	UK	Hydro Power	InfraRed Capital Partners, Prudential M&G	1,000 GBP	100	Feb-15
Thames Tideway Tunnel (Central)	UK	Domestic Waste Management	Ferrovial, Laing O'Rourke	950 GBP	100	Feb-15
Eurostar	UK	Railroads	Caisse de depot et placement du Quebec, Hermes GPE	751 GBP	40	Mar-15
SH-228 Toll Lanes Project	US	Toll Roads	ACS Group, InfraRed Capital Partners, Shikun & Binui	1,000 USD	100	Mar-15
Desenvix Energias Renovaveis	Brazil	Renewable Energy	StatKraft	500 USD	40.7	Feb-15