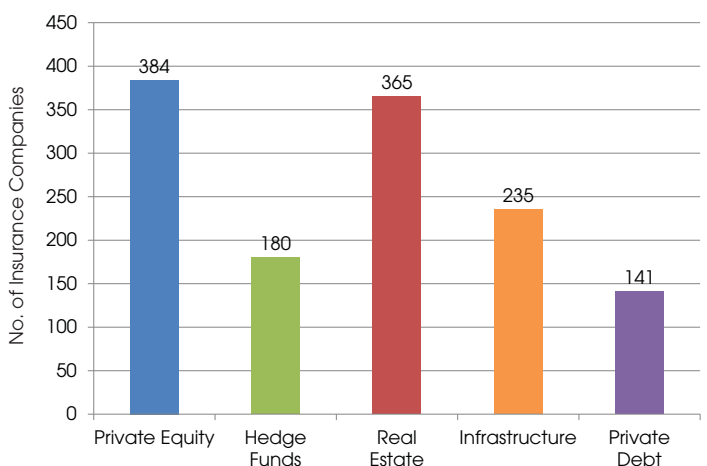


Insurance Companies Investing in Alternative Assets

Insurance companies have long been significant, albeit conservative, allocators to alternative assets. However, the impending Solvency II directive is set to limit the exposure European insurance companies can have to private equity and other alternative investments, and it has led some to reduce their exposure to illiquid assets.

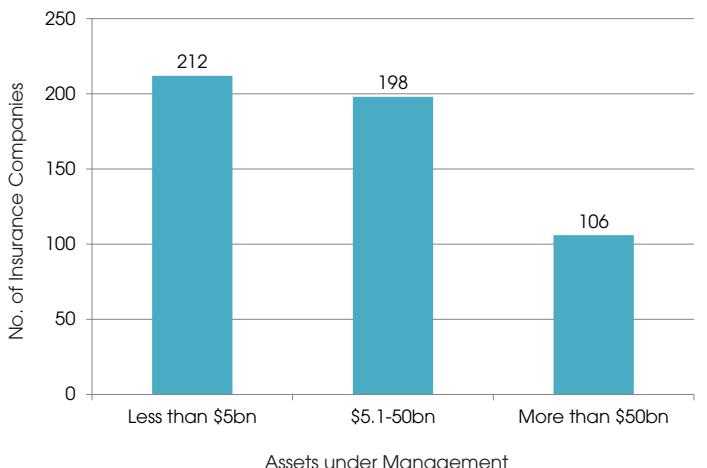
Here, we provide a breakdown of insurance companies' average and median current target allocations to the different asset classes that make up the alternative investment universe. Investment professionals at insurance companies can use the charts and data below to compare their own portfolios against peers at similar sized insurance companies.

Fig. 1: Number of Insurance Companies Investing in Each Asset Class



Source: Preqin

Fig. 2: Breakdown of Insurance Companies Investing in Alternative Assets by Assets under Management



Source: Preqin Private Debt Online

Preqin Investor Data: A Vital Tool

Over 680 investment professionals at insurance companies use Preqin data for their alternative investment activities on a daily basis.

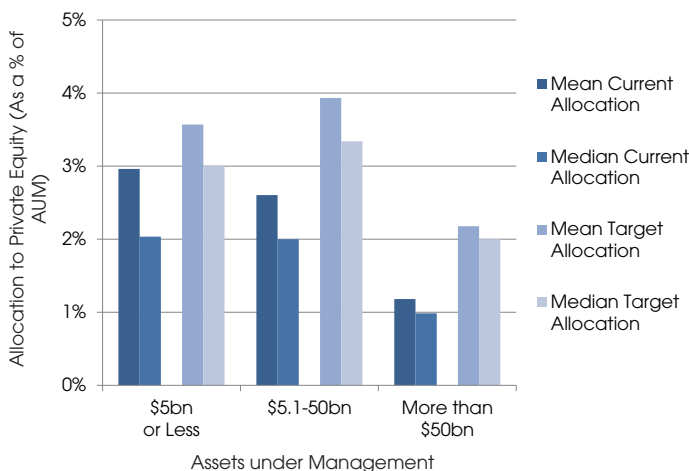
In addition to fund sourcing, market intelligence and due diligence activities, institutional investors also utilize Preqin investor data across the private equity, real estate, hedge fund, infrastructure, and private debt universes to find the following data regarding other, similar insurance companies:

- View profiles of other insurance companies' investment overviews, including geographic and strategy preferences across asset classes, assets under management, current and target allocations to alternative asset classes and more.
- See which funds other insurance companies have committed to and the size of their commitments.
- Find out which investment consultants advise other insurance companies on their investments in specific asset classes.
- Read news updates on new fund mandates, commitments, personnel moves and more regarding insurance companies.

To arrange a demonstration of our services, please visit:

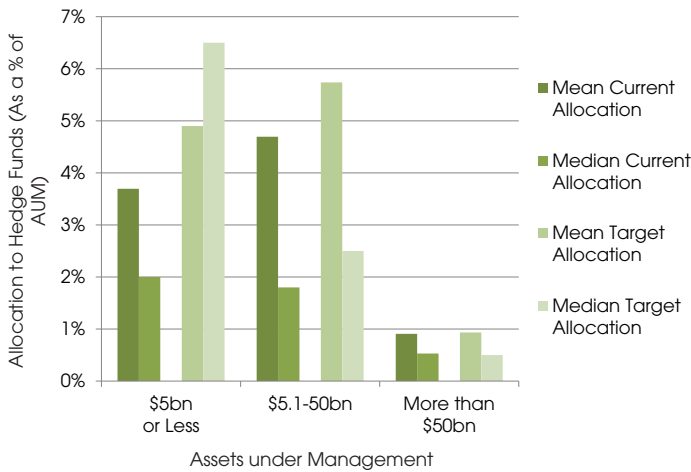
www.preqin.com/demo

Fig. 3: Insurance Companies: Average Current and Target Allocations to Private Equity



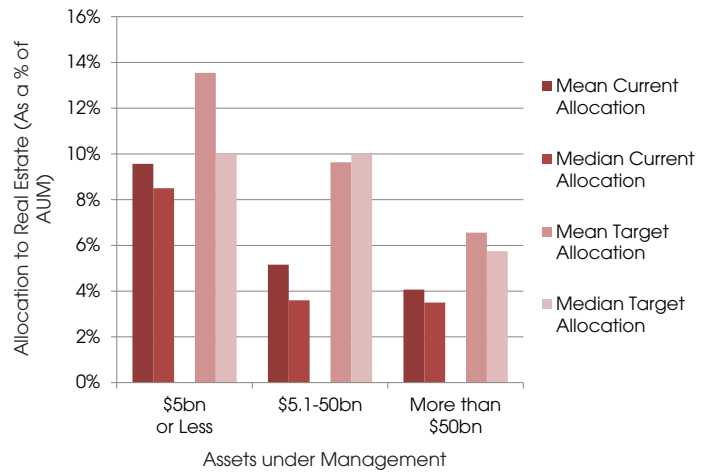
Source: Preqin Investor Intelligence

Fig. 4: Insurance Companies: Average Current and Target Allocations to Hedge Funds



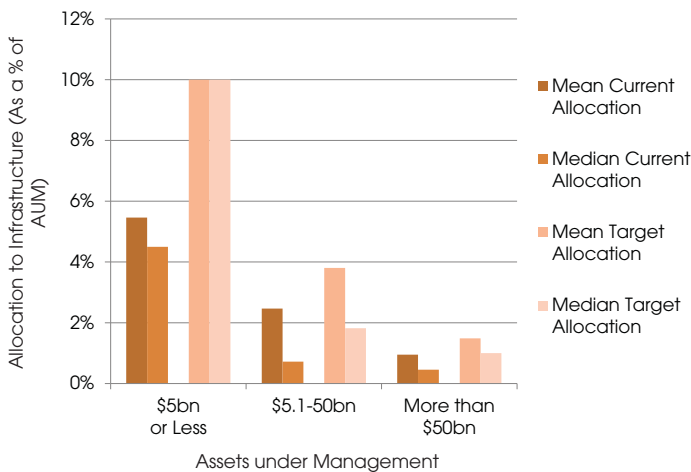
Source: Preqin Hedge Fund Investor Profiles

Fig. 5: Insurance Companies: Average Current and Target Allocations to Real Estate



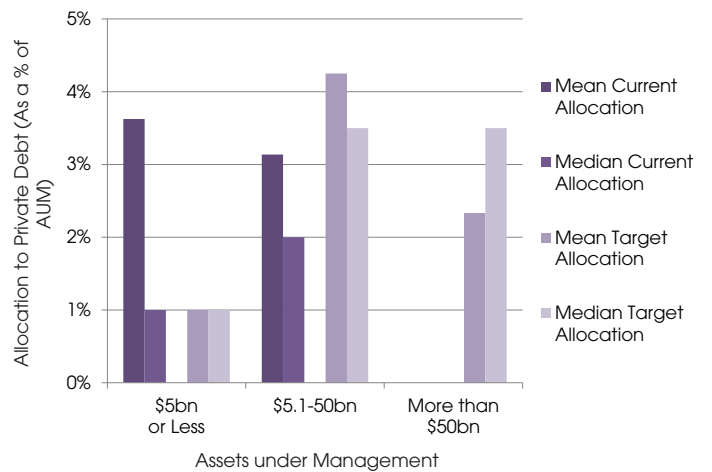
Source: Preqin Real Estate Online

Fig. 6: Insurance Companies: Average Current and Target Allocations to Infrastructure



Source: Preqin Infrastructure Online

Fig. 7: Insurance Companies: Average Current and Target Allocations to Private Debt



Source: Preqin Private Debt Online

Identify and evaluate alternative investment opportunities on Preqin Investor Network.

- **View** all alternative investment funds currently raising capital
- **Track** fund-level past performance for managers with a fund in market
- **Easily request** marketing materials from managers
- **Access** valuable market analysis and benchmarking tools

Signing up to Preqin Investor Network is easy – to register for **free**, please visit: www.preqin.com/pin

