

INFRASTRUCTURE INDUSTRY CLIMBS A WALL OF CAPITAL

Unlisted infrastructure fundraising is on the verge of a record-breaking year, pushing infrastructure firms to deploy more capital than ever before.



\$69bn

Capital raised by infrastructure funds in Q1-Q3 2018, bringing the year to the verge of setting a new record.



1,891

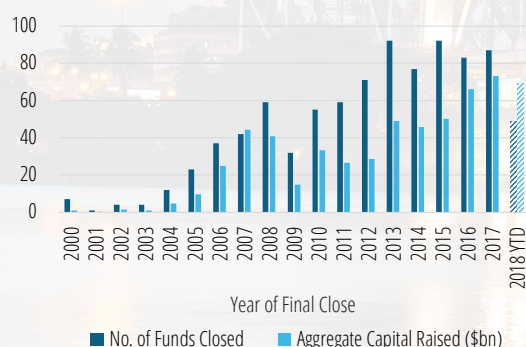
There have been 1,891 infrastructure deals completed in Q1-Q3 2018.



\$173bn

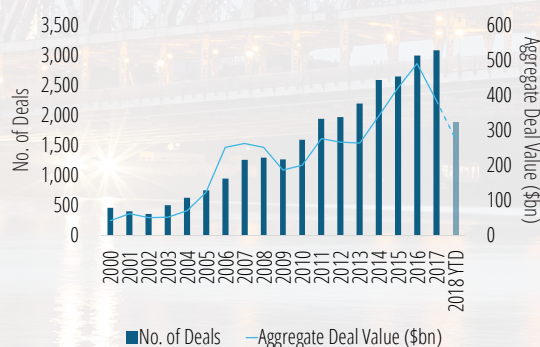
Unlisted infrastructure dry powder reached a new record as at October 2018.

Fig. 1: Global Unlisted Infrastructure Fundraising, 2000 - 2018 YTD (As at October 2018)



Source: Preqin Pro

Fig. 2: Global Infrastructure Deals, 2000 - 2018 YTD (As at October 2018)



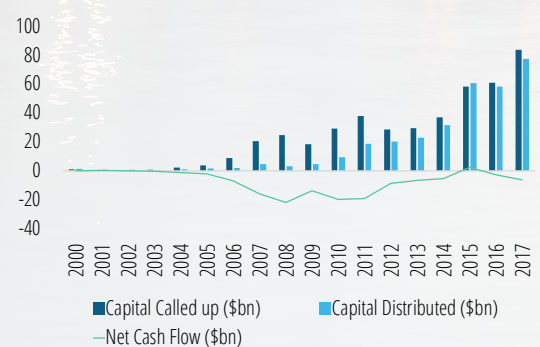
Source: Preqin Pro

Fig. 3: Global Unlisted Infrastructure Dry Powder, 2007 - 2018 (As at October 2018)



Source: Preqin Pro

Fig. 4: Unlisted Infrastructure Funds: Annual Capital Called up, Distributed and Net Cash Flow, 2000 - 2017



Source: Preqin Pro