

The Hedge Fund Industry in Switzerland

Switzerland is home to 293 hedge funds and 143 funds of hedge funds. Using data from Preqin's [Hedge Fund Online](#), this factsheet analyzes the current state of the hedge fund industry in Switzerland, examining investors, funds and performance.



Number of Switzerland-based hedge fund and fund of hedge funds managers.



+1.65%

Net performance of Switzerland-based hedge funds in 2015, compared to 1.88% for all hedge funds.



182

Number of Switzerland-based hedge fund investors, excluding funds of hedge funds.



Average current allocation to hedge funds of Switzerland-based investors, excluding funds of hedge funds.

Location of Switzerland-Based Hedge Fund Managers and Fund of Hedge Funds Managers by Proportion of Total

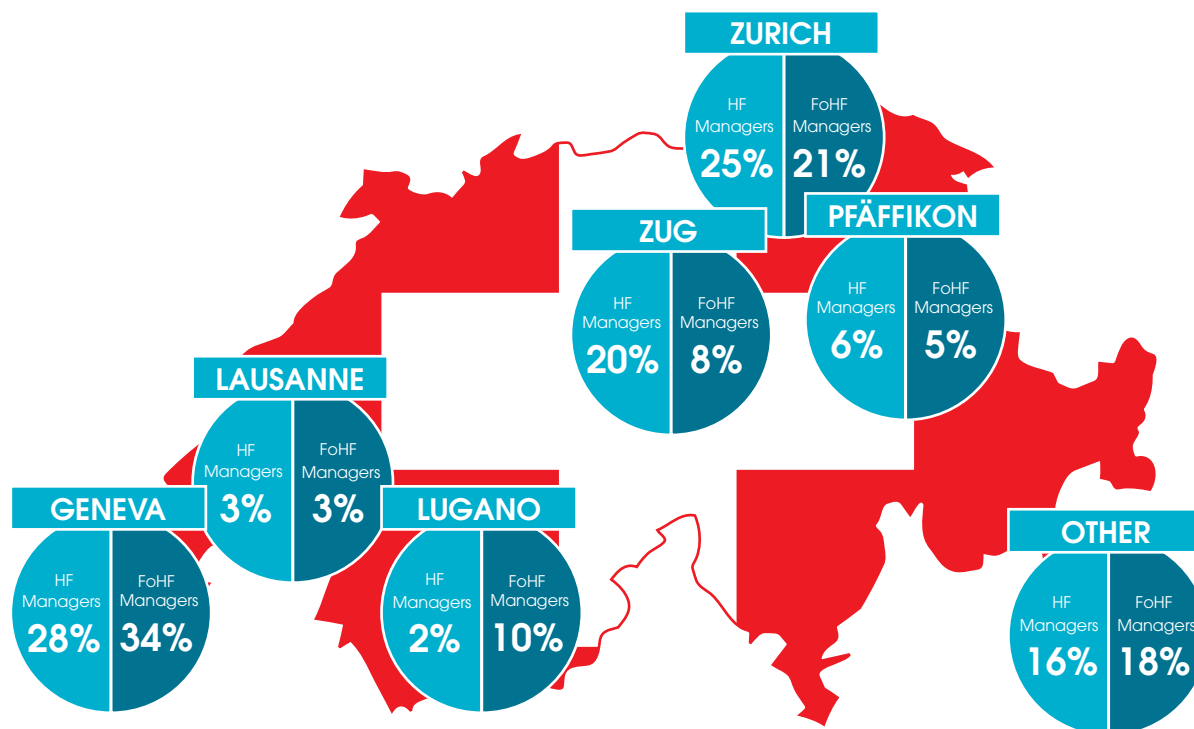


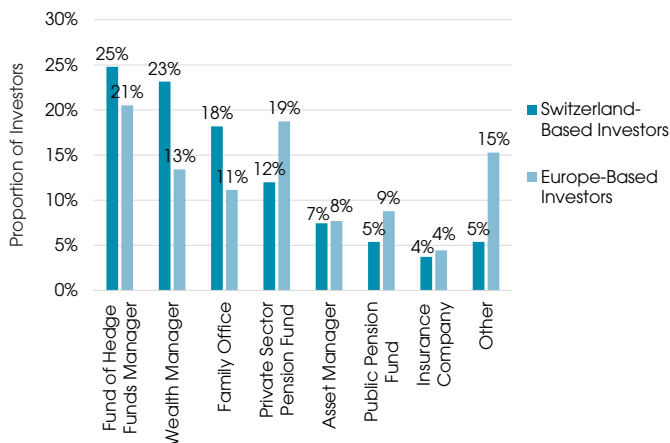
Fig. 1: Top Five Switzerland-Based Hedge Fund Managers by Assets under Management

Manager	Headquarters	Year Established	Assets under Management
RAM Active Investments	Geneva	2007	\$3.6bn (As at 31 December 2015)
Twelve Capital	Zurich	2010	\$3.5bn (As at 31 December 2015)
Quaesta Capital	Pfäffikon	2005	\$3.0bn (As at 31 March 2016)
Argentièrre Capital	Zug	2012	\$2.1bn (As at 29 February 2016)
Edesia Asset Management	Geneva	2008	\$1.7bn (As at 29 February 2016)

Source: Preqin Hedge Fund Online

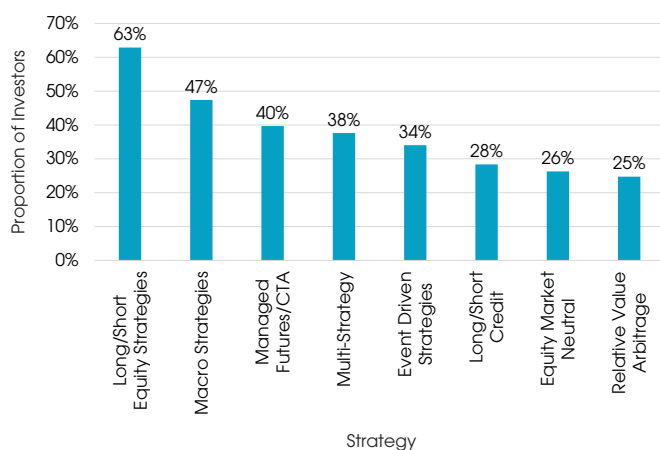
Switzerland-Based Hedge Fund Investors

Fig. 2: Switzerland-Based vs. Europe-Based Hedge Fund Investors by Type



Source: Preqin Hedge Fund Online

Fig. 3: Strategy Preferences of Switzerland-Based Hedge Fund Investors



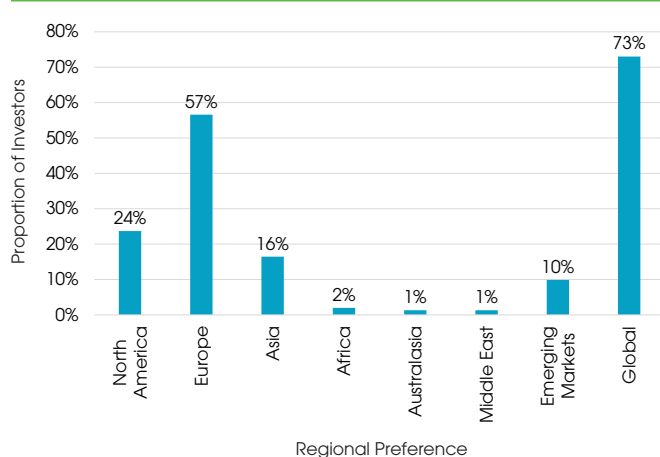
Source: Preqin Hedge Fund Online

Fig. 4: Five Largest Switzerland-Based Hedge Fund Investors by Current Allocation to Hedge Funds

Investor	Type	Location	Current Allocation to Hedge Funds
Swiss National Accident Insurance Institution	Insurance Company	Lucerne	\$5.0bn
EFG International	Bank	Zurich	\$3.5bn
Zurich Insurance Group	Insurance Company	Zurich	\$2.0bn
Bedrock	Family Office	Geneva	\$1.9bn
ASGA Pensionskasse	Private Sector Pension Fund	St. Gallen	\$1.6bn

Source: Preqin Hedge Fund Online

Fig. 5: Regional Preferences of Switzerland-Based Hedge Fund Investors



Source: Preqin Hedge Fund Online

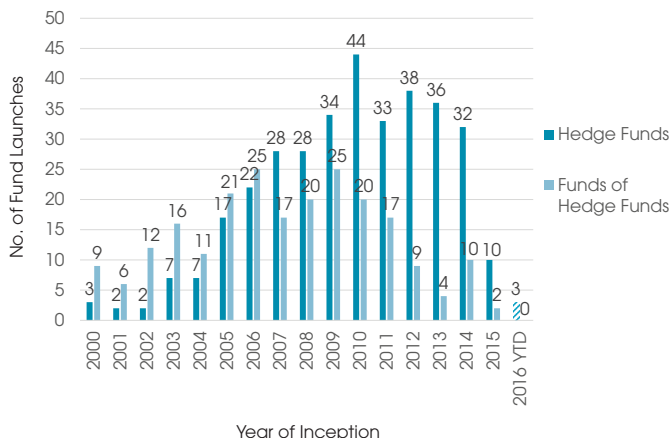
Fig. 6: Switzerland-Based vs. Europe-Based Hedge Fund Investors

	No. of Investors	Year of First Hedge Fund Investment	Average Allocation to Hedge Funds (As a % of AUM)	Average No. of Hedge Funds in Portfolio	Average AUM (\$bn)
Switzerland-Based Hedge Fund Investors (Excl. Funds of Hedge Funds)	182	2000	10%	22-27	48.0
Switzerland-Based Funds of Hedge Funds	60	2000	-	40-46	1.3
Europe-Based Hedge Fund Investors (Excl. Funds of Hedge Funds)	806	2004	11%	11-14	22.3
Europe-Based Funds of Hedge Funds	208	2002	-	37-39	1.4

Source: Preqin Hedge Fund Online

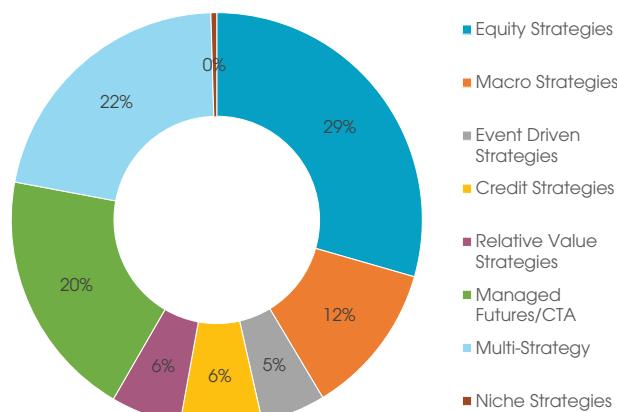
Switzerland-Based Hedge Funds

Fig. 7: Switzerland-Based Hedge Fund Launches by Year of Inception, 2000 - 2016 YTD (As at 6 May 2016)



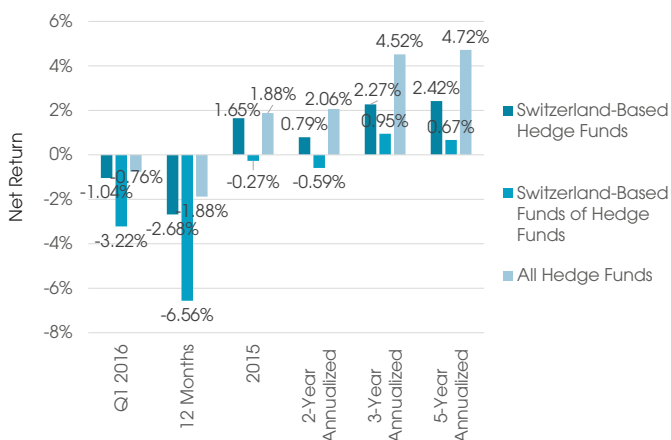
Source: Preqin Hedge Fund Online

Fig. 8: Switzerland-Based Hedge Funds by Core Strategy



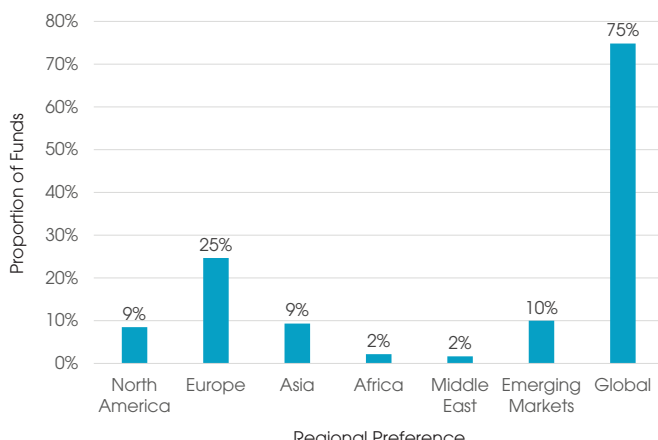
Source: Preqin Hedge Fund Online

Fig. 9: Performance of Switzerland-Based Hedge Funds vs. Switzerland-Based Funds of Hedge Funds



Source: Preqin Hedge Fund Online

Fig. 10: Regional Preferences of Switzerland-Based Hedge Funds



Source: Preqin Hedge Fund Online

Fig. 11: Sample Recent Switzerland-Based Hedge Fund Launches

Fund	Manager	Location	Strategy	Inception Date
Jabre European Credit Opportunities	Jabre Capital Partners	Geneva	Long/Short Credit	May-16
Arveus Fund	Entrepreneur Partners	Zurich	Long/Short Equity	Jan-16
Vivace Strategy	Amplitude Capital	Zug	Long/Short Equity	Dec-15

Source: Preqin Hedge Fund Online

Preqin Hedge Fund Online: The Leading Source of Intelligence on the Hedge Fund Industry

Hedge Fund Online is Preqin's award-winning hedge fund information resource, incorporating all of our hedge fund data, intelligence and functionality, providing you with the most comprehensive coverage of the asset class available.

Arrange a demo to explore Preqin's **Hedge Fund Online**:

www.preqin.com/demo