

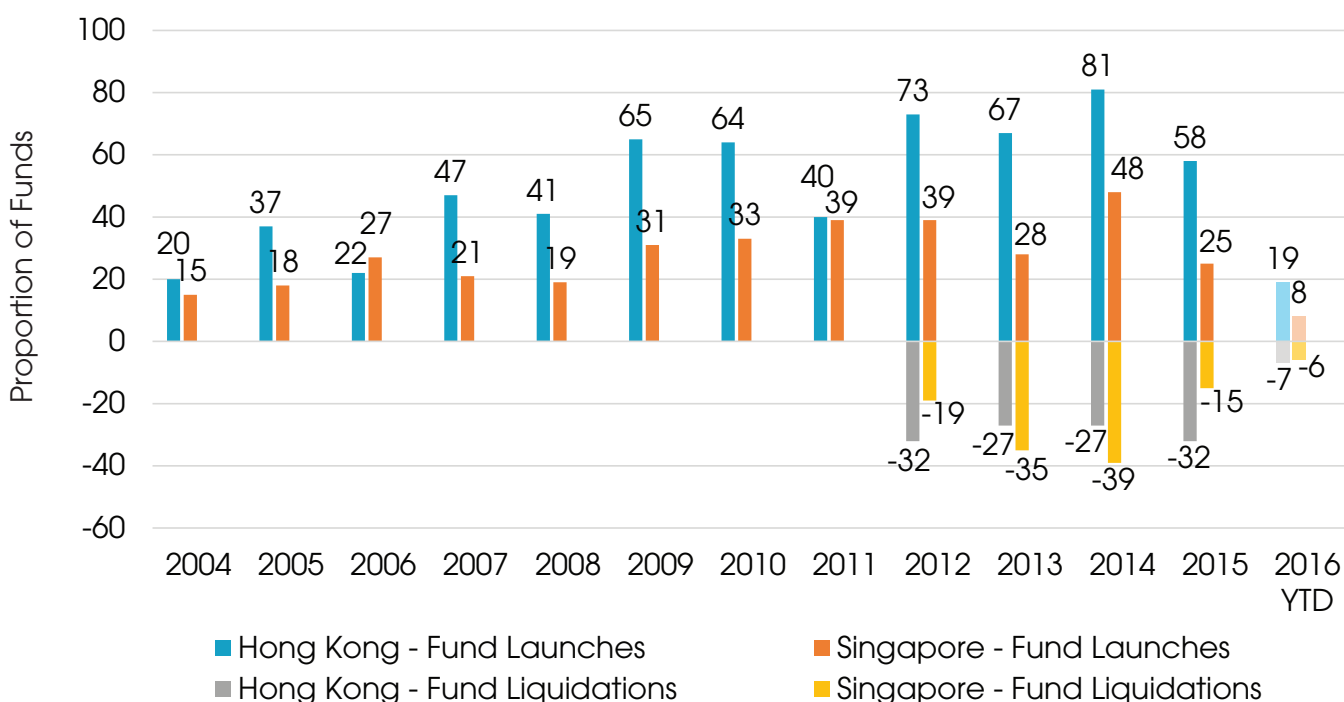
Hedge Funds: Hong Kong vs. Singapore

We compare the hedge fund industries in Hong Kong and Singapore, including fund launches and liquidations, strategies, performance and investors.

Key Facts: The Hong Kong and Singapore Hedge Fund Industry

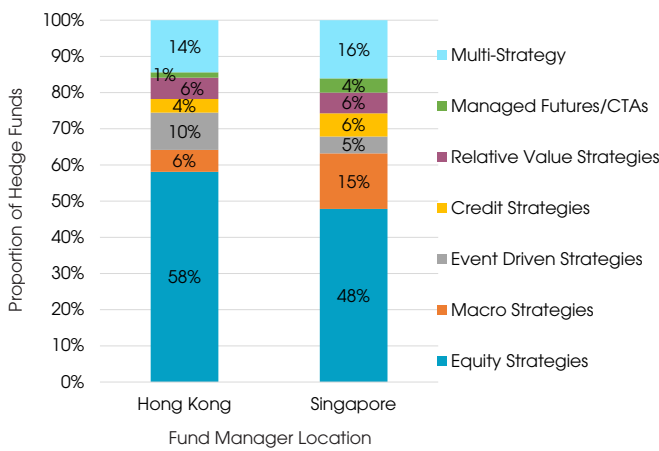
Hong Kong		Singapore
344	Number of Active Hedge Fund Managers	176
653	Number of Active Hedge Funds	323
43	Total AUM of Hedge Funds in Country/Region (\$bn)	17
94	Number of Active Hedge Fund Investors	65

Fig. 1: Hedge Fund Launches and Liquidations: Hong Kong- vs. Singapore-Based Funds, 2004 - 2016 YTD (As at 25 July 2016)



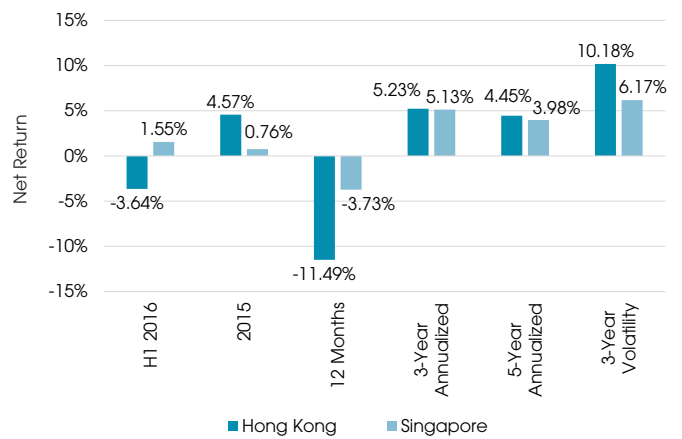
Source: Preqin Hedge Fund Online

Fig. 2: Strategy: Hong Kong- vs. Singapore-Based Hedge Funds



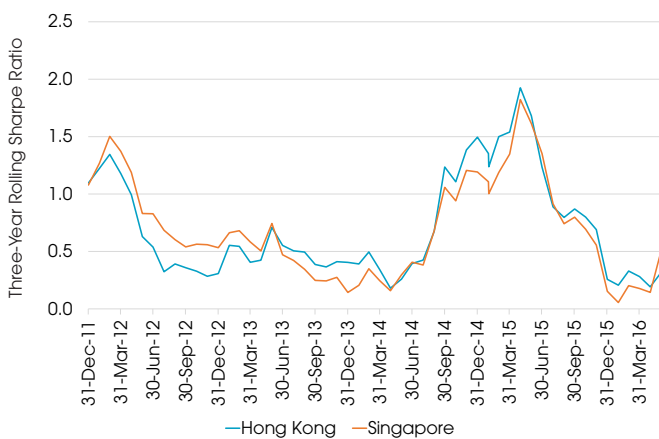
Source: Preqin Hedge Fund Online

Fig. 3: Performance: Hong Kong- vs. Singapore-Based Hedge Funds (As at 30 June 2016)



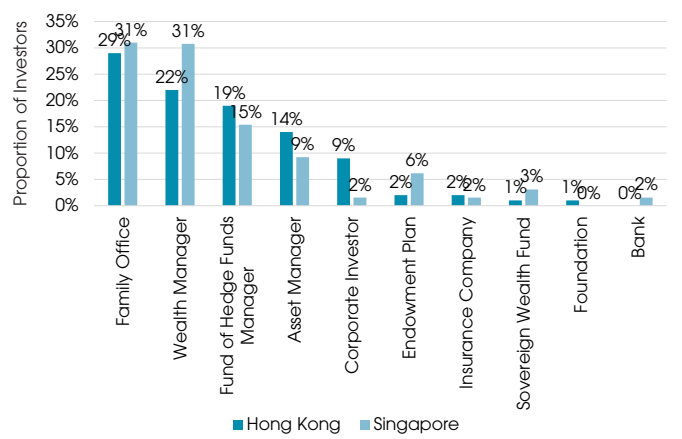
Source: Preqin Hedge Fund Online

Fig. 4: Three-Year Rolling Sharpe Ratio: Hong Kong- vs. Singapore-Based Hedge Funds



Source: Preqin Hedge Fund Online

Fig. 5: Institutional Investors Active in Hedge Funds: Hong Kong vs. Singapore



Source: Preqin Hedge Fund Online

Preqin Hedge Fund Online: The Leading Source of Intelligence on the Hedge Fund Industry

Hedge Fund Online is Preqin's award-winning hedge fund information resource, incorporating all of our hedge fund data, intelligence and functionality, providing you with the most comprehensive coverage of the asset class available.

Hedge Fund Online is updated on a daily basis by teams of skilled research analysts based around the globe, providing extremely reliable data and information for fund managers, investors, service providers and a host of other professionals with an interest in the industry.

Arrange a demo to explore Preqin's **Hedge Fund Online**:

☎: +65 6305 2200

🌐: www.preqin.com/demo

✉: info@preqin.com