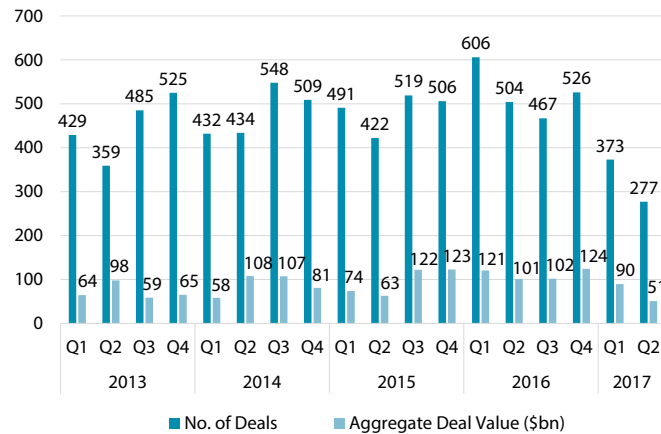




Q2 2017 INFRASTRUCTURE DEALS

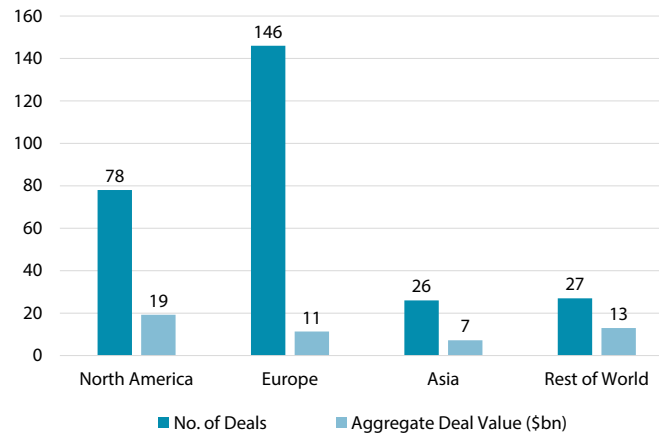
5 JULY 2017

Fig. 1: Global Quarterly Infrastructure Deals, Q1 2013 - Q2 2017



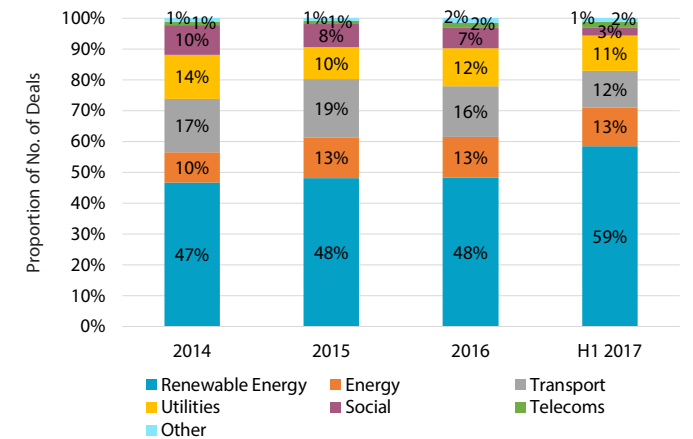
Source: Preqin Infrastructure Online

Fig. 2: Infrastructure Deals in Q2 2017 by Region



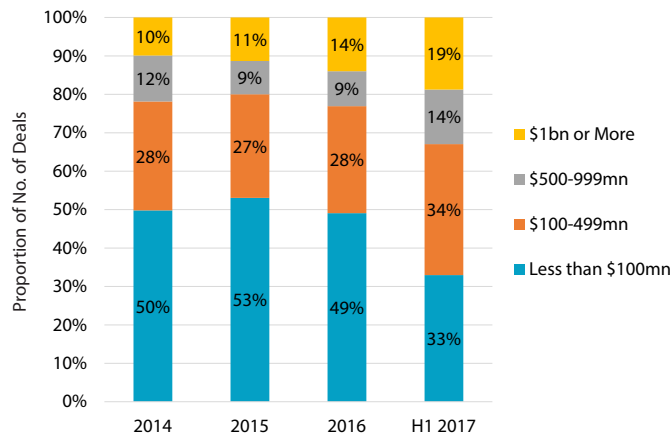
Source: Preqin Infrastructure Online

Fig. 3: Infrastructure Deals by Primary Industry, 2014 - H1 2017



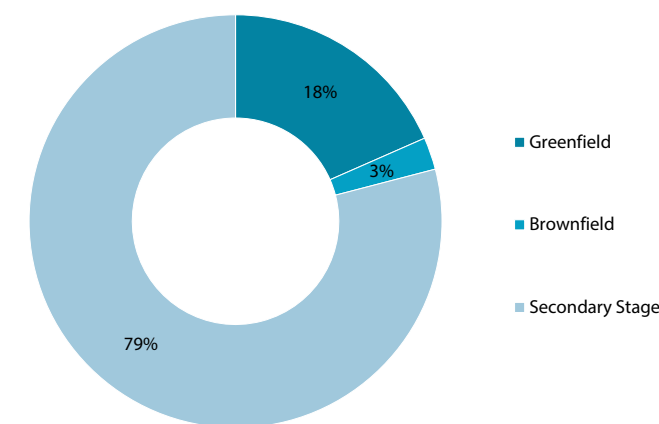
Source: Preqin Infrastructure Online

Fig. 4: Infrastructure Deals by Value Band, 2014 - H1 2017



Source: Preqin Infrastructure Online

Fig. 5: Infrastructure Deals in Q2 2017 by Project Stage



Source: Preqin Infrastructure Online



277

No. of infrastructure deals announced globally in Q2 2017, down from 504 for the same quarter the year before.



59%

of infrastructure deals in H1 2017 were for renewable energy assets, the highest proportion ever recorded.



CAD 9.7bn

Size of the largest infrastructure deal announced in Q2 2017, for Canadian pipeline operator Veresen.

Q2 2017 INFRASTRUCTURE DEALS

5 JULY 2017

Fig. 6: 10 Largest Infrastructure Deals Announced Globally in Q2 2017

Asset	Location	Primary Industry	Investor(s)	Deal Size (mn)	Stake (%)	Deal Date
Veresen	Canada	Natural Resources Pipelines	Pembina Pipeline Corporation	9,700 CAD	100	May-17
Taiwan Strait Wind Assets	Taiwan	Wind Power	Copenhagen Infrastructure Partners	5,970 USD	100	May-17
Endeavour Energy	Australia	Power Utilities	AMP Capital Investors, British Columbia Investment Management Corporation, Macquarie Infrastructure and Real Assets (MIRA), Qatar Investment Authority	7,620 AUD	50	May-17
DUET Group	Australia	Natural Resources Pipelines	CK Infrastructure Holdings	7,400 AUD	100	Apr-17
Q-Park N.V.	Netherlands	Parking Lots	KKR	2,950 EUR	100	May-17
San Juan Basin Assets	US	Natural Resources	Hilcorp	3,000 USD	100	Apr-17
Houston Fuel Oil Terminal Company	US	Natural Resources Storage Facility	SemGroup, L.P.	2,100 USD	100	Jun-17
LM Wind Power Assets	Denmark	Wind Power	GE Energy	1,500 USD	100	May-17
Navigator Energy Services, LLC	US	Natural Resources Pipelines	NuStar Energy	1,475 USD	100	Apr-17
Marcellus Shale Field	US	Natural Resources	HG Energy	1,230 USD	100	May-17

Source: Preqin Infrastructure Online

LOOKING FOR MORE DATA AND ANALYSIS?

Preqin provides information, data and research on the infrastructure industry across fund performance, fundraising, fund managers, investors, deals, fund terms and more.

If you have more detailed requests for infrastructure data or any questions, please contact us:

☎: +44 (0)20 3207 0265

🌐: www.preqin.com

✉: press@preqin.com