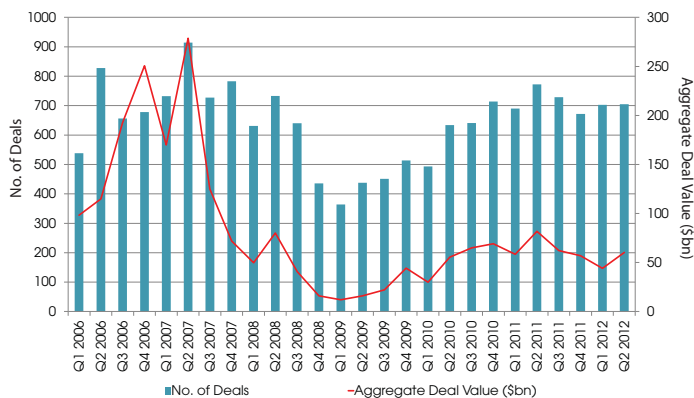




Q2 2012 Buyout Deals

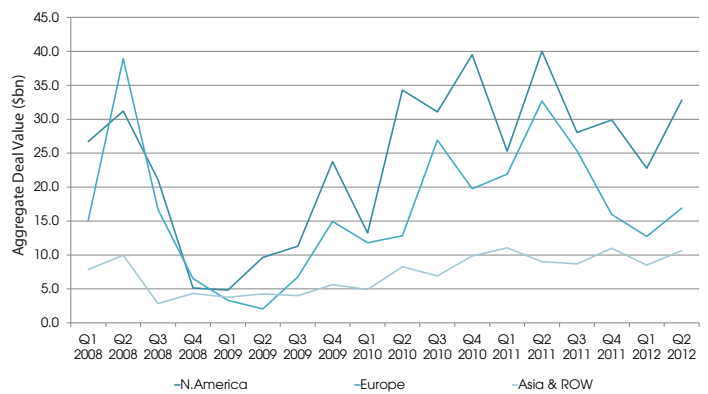
Each month Preqin examines a private equity sector to gain insights into the nature of the industry in different area and geographical regions. This month [Kevin Smith](#) takes a look at PE-backed buyout deals and exits in Q2 2012, looking at the key investment and exit trends across the buyout sector.

Fig. 1: Number and Aggregate Value of Buyout Deals Globally: Q1 2006 - Q2 2012



Source: Preqin Q2 2012 Private Equity Quarterly Report

Fig. 2: Aggregate Deal Value By Region: Q1 2008 - Q2 2012



Source: Preqin Q2 2012 Private Equity Quarterly Report

Data Source:

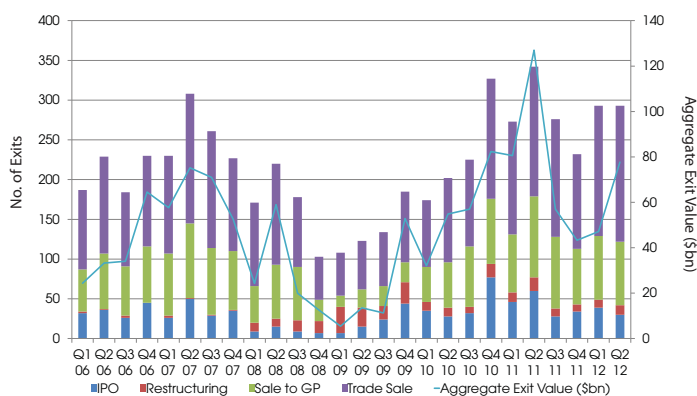
Preqin's forthcoming [Q2 2012 Private Equity Quarterly Report](#) contain full details of private equity buyout deal and exit markets, and more.

Interested in receiving your free copy of the report? Please register your interest here:

www.preqin.com/quarterly

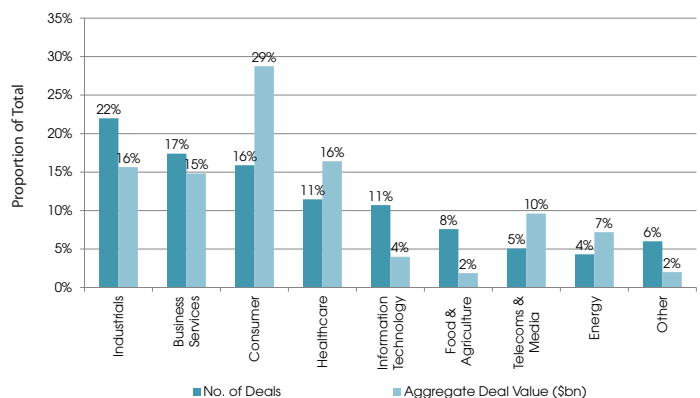
Included as part of Preqin's integrated 360° online private equity database, or available as a separate module, [Buyout Deals Analyst](#) provides detailed and extensive information on private equity-backed buyout deals globally, including deals in the small-cap value range. The product has in-depth data for over 26,000 buyout deals across the globe, including information on deal value, buyers, sellers, debt financing providers, financial and legal advisors, exit details and more.

Fig. 3: Global Number of PE-backed Exits by Type and Aggregate Exit Value: Q1 2006 - Q2 2012



Source: Preqin Q2 2012 Private Equity Quarterly Report

Fig. 4: Breakdown of Number and Aggregate Value of PE-Backed Buyout Deals by Industry: Q2 2012



Source: Preqin Q2 2012 Private Equity Quarterly Report