

Preqin Research Report 2011 Infrastructure Fundraising and Deals

Fig. 1: Unlisted Infrastructure Fundraising by Quarter, Q1 2007 - Q4 2011

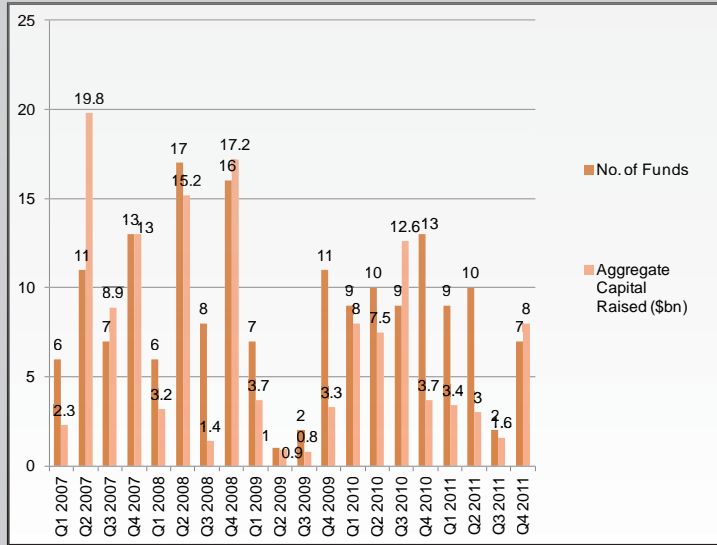


Fig. 2: Split of Aggregate Capital Raised by Region, 2004 - 2011

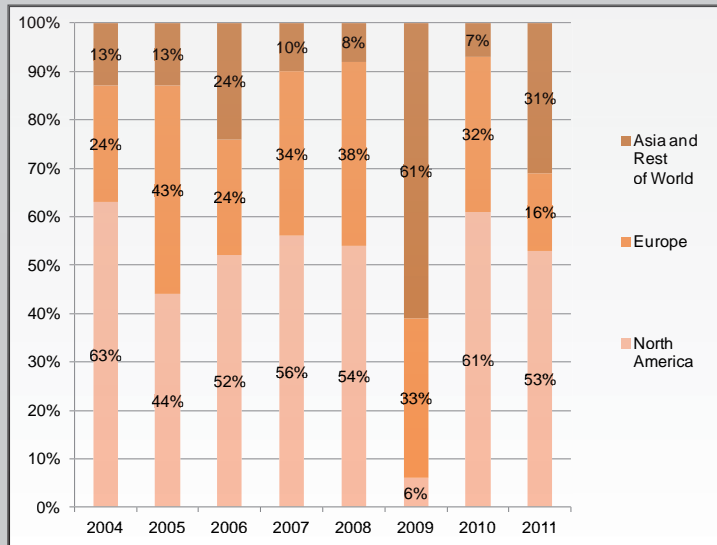


Fig. 3: Infrastructure Funds in Market by Quarter, Q1 2009 - Q1 2012

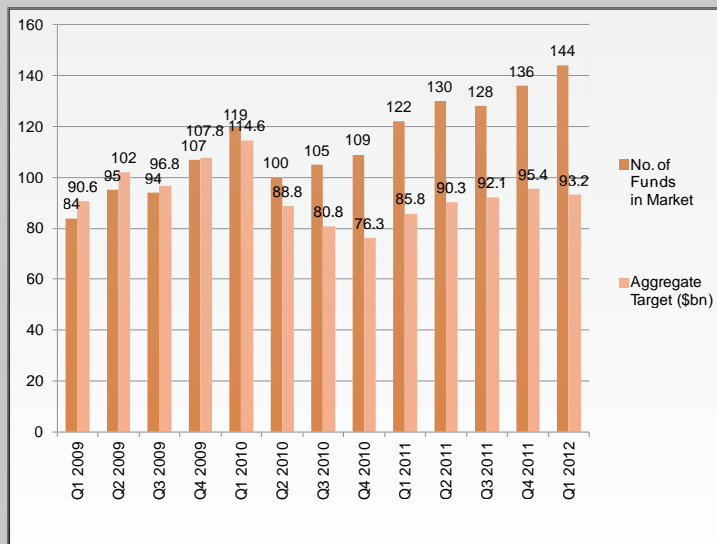
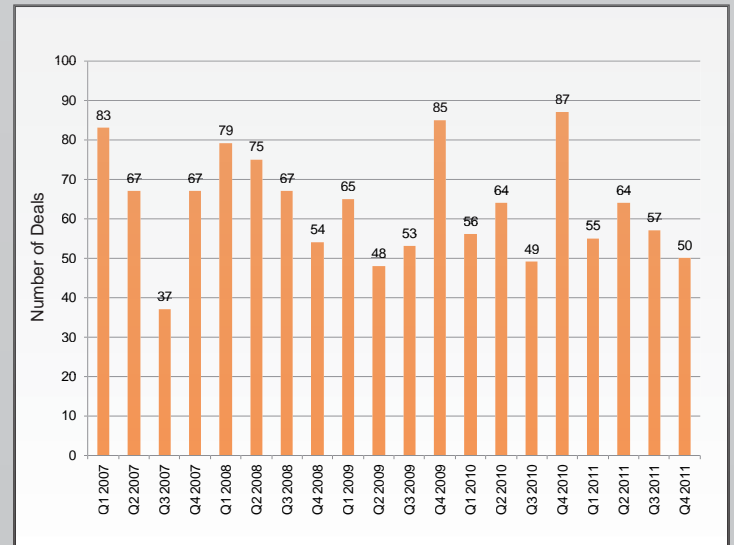


Fig. 4: Top Five Infrastructure Funds in Market by Target Size

Fund	Firm	Target Size (mn)	Manager Location
Global Infrastructure Partners II	Global Infrastructure Partners	5,000 USD	US
Highstar Capital Fund IV	Highstar Capital	3,500 USD	US
Alinda Global Core Infrastructure Fund	Alinda Capital Partners	3,000 USD	US
CVC European Infrastructure Fund	CVC Infrastructure	2,000 EUR	UK
RREEF Pan-European Infrastructure Fund II	RREEF Infrastructure	2,000 EUR	UK

Fig. 5: Quarterly Number of Deals Made by Unlisted Infrastructure Fund Managers, Q1 2007 - Q4 2011



Preqin infrastructure provides information products and services to infrastructure firms, funds of funds, investors, placement agents, law firms, investment banks and advisors across six main areas:

- Fund Performance
- Fundraising
- Investor Profiles
- Fund Terms
- Fund Manager Profiles
- Deals

Our services and products are the most comprehensive resource available to infrastructure professionals today, and are relied upon by the majority of leading infrastructure firms and many other professionals from around the world.

For more information, please visit:

www.preqin.com