

Private Equity Fundraising for First-Time Fund Managers at Lowest Point since Financial Crisis

First-time funds that closed in Q1 2013 secured just \$4bn in aggregate capital, compared to the peak of \$32bn in Q2 2008.

Prequin's data reveals that 129 private equity funds held a final close in Q1 2013, having raised an aggregate \$67bn. First-time fund managers raised only 6% of the total capital raised by funds that closed in the quarter, compared to a peak of 20% in Q4 2010.

However, investors remain optimistic towards emerging managers; 46% of investors interviewed in December 2012 indicated that they will invest, or will consider investing, in first-time funds in 2013.

Other Key Facts:

- 28 first-time funds reached a final close in the first quarter of 2013, the lowest number in any quarter in the period 2008-2013.
- 2 notable first-time funds that closed in Q1 2013 include Geneva Star One, which raised \$250mn, and NorthEdge Capital Fund, which closed above its £200mn target, raising £210mn.
- In Q1 2013, 129 funds reached a final close, having raised an aggregate \$67bn, compared to the 203 funds that raised \$79bn in Q1 2012. Prequin anticipates the latest quarterly figures improving slightly (10-20%) as more information becomes available.
- Buyout funds raised \$26bn in Q1 2013, a 44% increase compared to the \$18bn raised by these funds in Q1 2012.
- 29% of all buyout capital raised in the quarter was secured by Cinven V, which was the largest fund to close in Q1 2013, raising €5bn.
- Distressed private equity fundraising decreased significantly in Q1 2013, with eight funds closed raising an aggregate \$1.6bn, compared to 13 funds that raised \$14.2bn in Q1 2012.
- However, investor appetite for distressed private equity remains strong, with 23% of investors interviewed in December 2012 seeking to invest in distressed private equity funds in 2013.
- 76% of investors plan to commit either the same amount of capital or more in 2013 than 2012, and a further 10% expect to return to the asset class in 2013, having made no new commitments in 2012.

For more information and analysis, please see the factsheet that follows.

Comment:

"Private equity fundraising in the first quarter of 2013 was relatively robust, with the total capital raised expected to be at similar levels to Q1 2012. First-time fund managers, however, struggled to attract significant levels of investor capital in the quarter, with only 6% of the capital raised in that period secured by emerging managers, compared to the high of 20% in Q4 2010. Though this is concerning news for managers seeking to raise capital for their first fund, many investors remain open to investing with emerging managers, with 46% indicating that they will invest, or will consider investing, in first-time funds in 2013."

Helen Kenyon – Senior Manager, Prequin

About Prequin:

Prequin is the leading source of information for the alternative assets industry, providing data and analysis via online databases, publications and bespoke data requests.

New York: One Grand Central Place, 60 E 42nd Street, Suite 2544, New York NY 10165 Tel: +1 212 350 0100

London: Equitable House, 47 King William Street, London EC4R 9AF Tel: +44 (0)20 7645 8888

Singapore: One Finlayson Green, #11-02, Singapore, 049246 Tel: +65 6305 2200

Silicon Valley: 303 Twin Dolphin Drive, Suite 600, Redwood City, CA 94065 Tel: +1 650 632 4345

Web: www.prequin.com / info@prequin.com



Preqin has built a reputation in the alternative assets industry for providing the most comprehensive and extensive information possible. Leading alternative assets professionals from around the world rely on Preqin's services daily, and its data and statistics are regularly quoted by the financial press. For more information, please visit: www.preqin.com

Note to Editors:

- Preqin is spelled without the letter 'U' after the 'Q'.

For more information on this release, or general press information, please contact:

Helen Kenyon on +44 (0)20 7645 8880 or press@preqin.com

New York: One Grand Central Place, 60 E 42nd Street, Suite 2544, New York NY 10165 Tel: +1 212 350 0100
London: Equitable House, 47 King William Street, London EC4R 9AF Tel: +44 (0)20 7645 8888
Singapore: One Finlayson Green, #11-02, Singapore, 049246 Tel: +65 6305 2200
Silicon Valley: 303 Twin Dolphin Drive, Suite 600, Redwood City, CA 94065 Tel: +1 650 632 4345
Web: www.preqin.com / info@preqin.com

Q1 2013 Private Equity Fundraising

April 2013

Fig. 1: 10 Largest Funds to Hold a Final Close in Q1 2013

Fund	Firm	Type	Final Size (bn)	GP Location	Fund Focus
Cinven V	Cinven	Buyout	5.0 EUR	UK	Europe
EnCap Energy Capital Fund IX	EnCap Investments	Natural Resources	5.0 USD	US	US
Highbridge Mezzanine Fund II	Highbridge	Mezzanine	4.4 USD	US	US
RRJ Capital Master Fund II	RRJ Capital	Buyout	3.5 USD	Hong Kong	Asia
TowerBrook Investors IV	TowerBrook Capital Partners	Buyout	3.5 USD	UK	US
EQT Infrastructure II	EQT Funds Management	Infrastructure	1.9 EUR	UK	Europe
AEA Investors Fund V	AEA Investors	Buyout	2.0 USD	US	US
Equistone European Fund IV	Equistone Partners Europe	Buyout	1.5 EUR	UK	Europe
Crown Global Secondaries III	LGT Capital Partners	Secondaries	2.0 USD	Switzerland	Europe
EnerVest Energy Institutional Fund XIII	EnerVest	Natural Resources	2.0 USD	US	US

Fig. 2: Breakdown of Q1 2013 Fundraising by Type and Geography

Type of Fund	Global		North America		Europe		Asia		Rest of World	
	No. Of Funds	Aggregate Capital Raised (\$bn)	No. of Funds	Aggregate Capital Raised (\$bn)	No. of Funds	Aggregate Capital Raised (\$bn)	No. of Funds	Aggregate Capital Raised (\$bn)	No. of Funds	Aggregate Capital Raised \$bn
Buyout	27	26.3	15	10.8	7	10.5	2	3.5	3	1.5
Distressed Private Equity	8	1.6	1	0.8	1	0.3	6	0.5	0	-
Fund of Funds	9	1.5	5	0.4	3	1	1	0.1	0	-
Growth	11	1.8	1	0.2	2	0.3	6	0.9	2	0.4
Infrastructure	7	6.8	1	0.8	4	5.6	2	0.4	0	-
Mezzanine	4	4.7	3	4.7	0	-	0	-	1	N/A
Natural Resources	6	9.7	5	9.6	0	-	0	-	1	0.1
Real Estate	20	5.3	12	3.7	3	0.8	5	0.8	0	-
Secondaries	1	2	0	-	1	2	0	-	0	-
Venture Capital (All Stages)	29	4.9	16	3.3	8	1.3	4	0.2	1	0.1
Other	7	2.5	4	2.1	1	0.2	2	0.2	0	-
Grand Total	129	67.1	63	36.4	30	22	28	6.6	8	2.1

Fundraising by Type

Buyout funds raised \$26bn in Q1 2013, with 29% of all buyout capital that was raised in the quarter secured by Cinven V, which was the largest fund to close in Q1 2013, raising €5bn. Distressed private equity fundraising decreased significantly in Q1 2013, with eight funds closed raising an aggregate \$1.6bn, compared to 13 funds that raised \$14.2bn in Q1 2012.

Funds in Market

As of April 2013, there are 1,914 funds on the road targeting an aggregate \$797bn, an increase compared to January 2012 when 1,845 funds were seeking an aggregate \$758bn.

Fig. 3: Breakdown of Funds Closed in Q1 2013 by Primary Geographic Focus

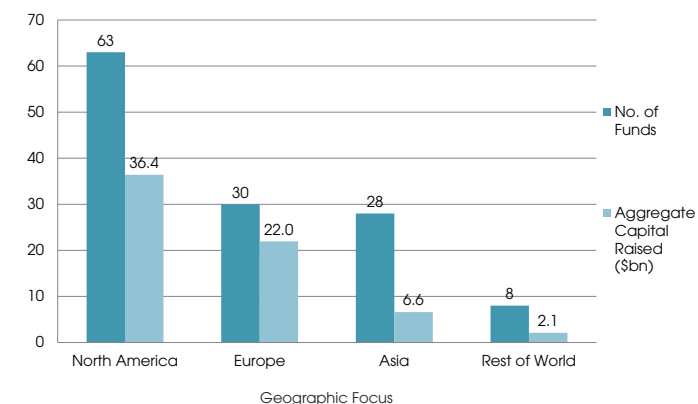
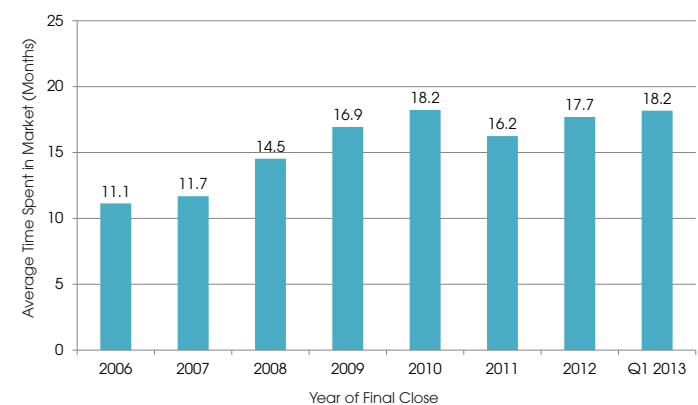


Fig. 4: Average Time Taken for Funds to Achieve a Final Close by Year of Fund Close



First-time Funds

First-time funds that closed in Q1 2013 secured just \$4bn in aggregate capital, compared to \$32bn in Q2 2008. Twenty-eight first-time funds reached a final close in the first quarter of 2013, the lowest number in any quarter in the period 2008-2013.

Q1 2013 Private Equity Fundraising

April 2013

Fig. 5: Quarterly Global Fundraising Q1 2007 - Q1 2013

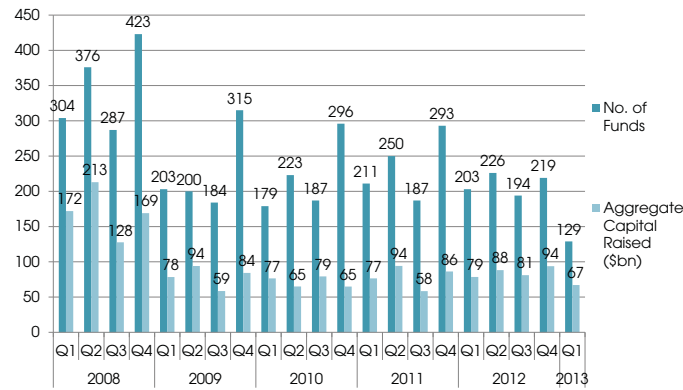


Fig. 6: Funds on the Road over Time, January 2008 - April 2013

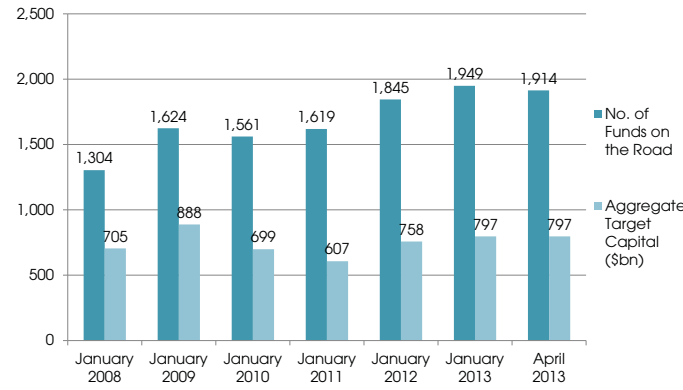


Fig. 7: Investor Attitudes Towards Different Fund Types at Present

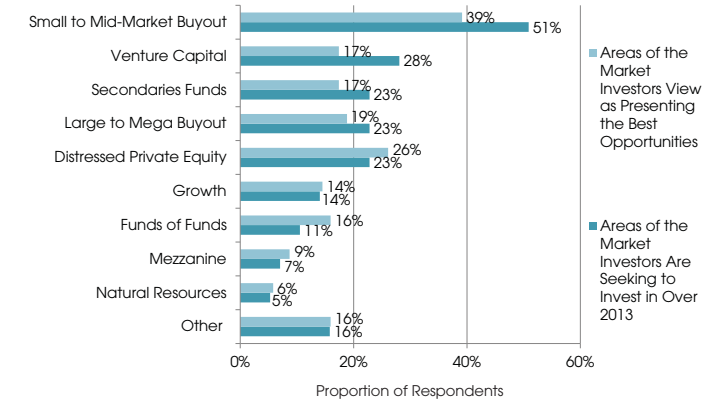


Fig. 8: Investor Attitudes towards Investing in First-Time Funds over the Next 12 Months, 2009-2012

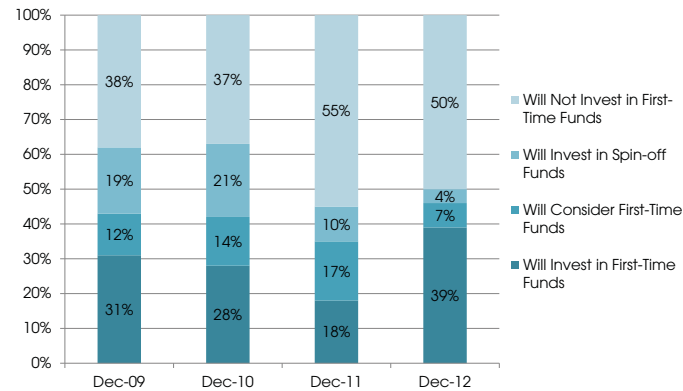
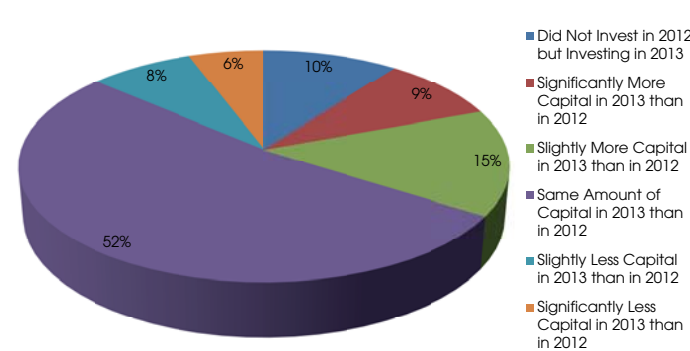


Fig. 9: Amount of Capital Investors Plan to Commit to Private Equity Funds in 2013 Compared to 2012



Looking forwards

The majority of investors still remain positive towards private equity, with 76% of investors planning to commit either the same amount of capital or more to private equity funds in 2013 than 2012, and a further 10% expect to return to the asset class in 2013, having made no new commitments in 2012.

Preqin provides information, products and services to private equity firms, funds of funds, investors, placement agents, law firms, advisors and other professionals across the following areas:

- Fund Performance
- Fundraising
- Buyout Deals
- Venture Capital Deals
- Fund Manager Profiles
- Investor Profiles
- Fund Terms and Conditions
- Compensation and Employment

Available as:

- Online Database Services
- Hard Copy Publications
- Tailored Data Downloads

For more information and to register for a demo, please visit:

www.preqin.com/privateequity

Preqin also regularly releases free research reports and monthly Spotlight newsletters. For further information and to signup, please visit:

www.preqin.com/research