

OVERVIEW OF THE AGRICULTURE INDUSTRY

Using data from Preqin's **Natural Resources Online**, we provide an overview of agriculture fundraising and the investment preferences of those active in the sector.



5%

of unlisted natural resources capital raised since 2008 has been secured by agriculture/farmland funds.



\$13bn

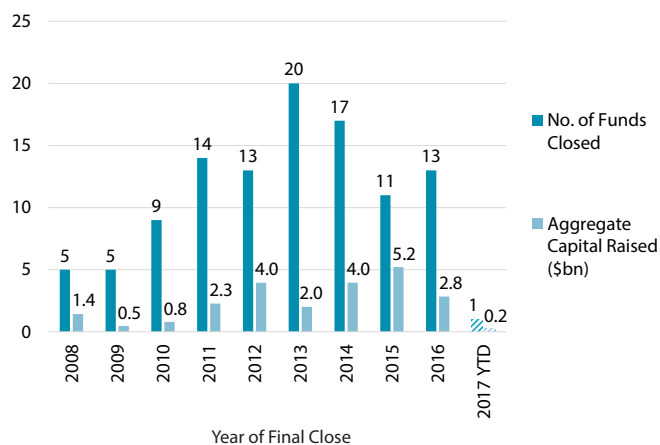
is being targeted by the 51 unlisted agriculture/farmland funds currently in market (as at March 2017).



224

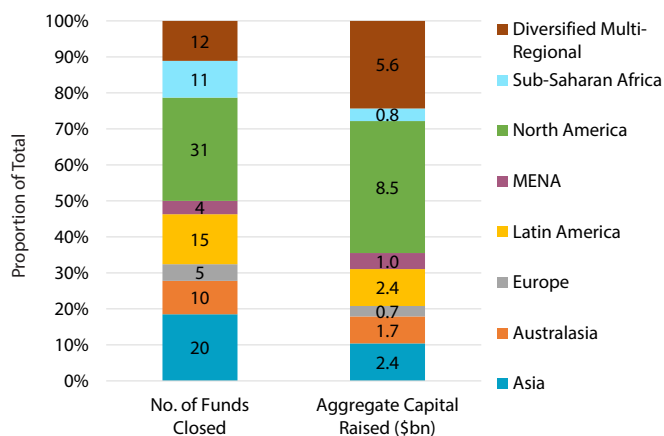
agriculture/farmland fund managers globally are profiled on **Natural Resources Online**.

Fig. 1: Annual Unlisted Agriculture/Farmland Fundraising, 2008 - 2017 YTD (As at March 2017)



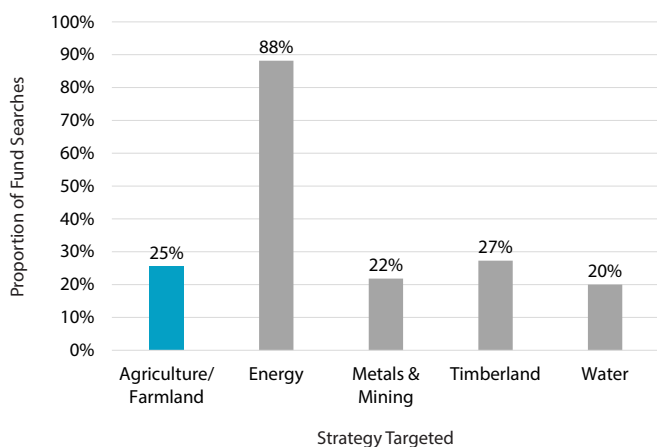
Source: Preqin Natural Resources Online

Fig. 2: Unlisted Agriculture/Farmland Fundraising by Primary Geographic Focus, 2008 - 2017 YTD (As at March 2017)



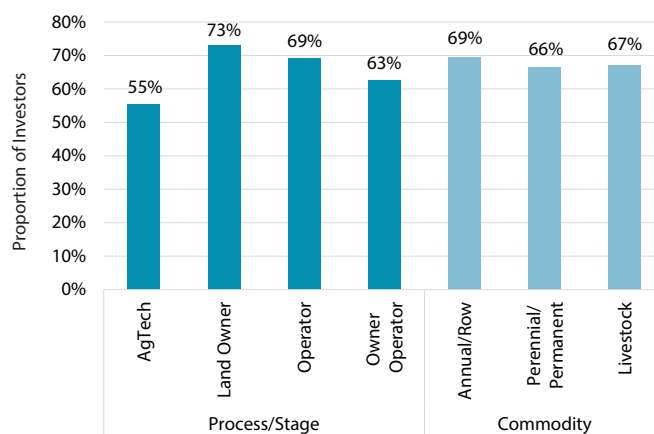
Source: Preqin Natural Resources Online

Fig. 3: Strategies Targeted in the Next 12 Months by Natural Resources Investors



Source: Preqin Natural Resources Online

Fig. 4: Investment Preferences of Agriculture/Farmland Investors



Source: Preqin Natural Resources Online

PREQIN GLOBAL DATA COVERAGE

ALTERNATIVES COVERAGE	FIRMS	FUNDS	FUNDS OPEN TO INVESTMENT	INVESTORS MONITORED	FUNDS WITH PERFORMANCE	DEALS & EXITS
	27,284	49,361	19,882	14,399	25,374	279,736
INVESTOR COVERAGE	PRIVATE EQUITY* 6,581 Active Private Equity LPs	HEDGE FUNDS 5,201 Active Hedge Fund Investors	REAL ESTATE 5,753 Active Real Estate LPs	INFRASTRUCTURE 3,070 Active Infrastructure LPs	PRIVATE DEBT 2,699 Active Private Debt Investors	NATURAL RESOURCES 2,734 Active Natural Resources Investors
FUND COVERAGE	17,439 Private Equity Funds	24,138 Hedge Funds	6,434 PE Real Estate Funds	1,148 Infrastructure Funds	2,304 Private Debt Funds	1,653 Natural Resources Funds
FIRM COVERAGE	11,523 Private Equity Firms	8,939 Hedge Fund Firms	3,888 PE Real Estate Firms	513 Infrastructure Firms	1,475 Private Debt Firms	946 Natural Resources Firms
PERFORMANCE COVERAGE	5,841 Private Equity Funds	16,321 Hedge Funds	1,676 PE Real Estate Funds	230 Infrastructure Funds	808 Private Debt Funds	498 Natural Resources Funds
FUNDRAISING COVERAGE	1,954 Private Equity Funds	16,773 Hedge Funds	1,086 PE Real Estate Funds	269 Infrastructure Funds	306 Private Debt Funds	376 Natural Resources Funds
DEALS & EXITS COVERAGE	BUYOUT 80,464 Buyout Deals** and Exits	VENTURE CAPITAL 135,415 Venture Capital Deals*** and Exits		REAL ESTATE 37,056 Real Estate Deals	INFRASTRUCTURE 26,801 Infrastructure Deals	
Alternatives Investment Consultants Coverage:	Funds Terms Coverage: Analysis Based on Data for Around		Best Contacts: Carefully Selected from our Database of over			
562 Consultants Tracked	16,286 Funds		400,821 Contacts			



PLUS

Comprehensive coverage of:

- + Placement Agents
- + Fund Administrators
- + Law Firms
- + Debt Providers
- + Dry Powder
- + Compensation
- + Plus much more...



THE PREQIN DIFFERENCE

- + Over 250 research, support and development staff
- + Global presence - New York, London, Singapore, San Francisco, Hong Kong and Manila
- + Depth and quality of data from direct contact methods
- + Unlimited data downloads
- + The most trusted name in alternative assets

*Private equity includes buyout, growth, venture capital, turnaround, private equity fund of funds, private equity secondaries, direct secondaries, balanced, hybrid, hybrid fund of funds, PIPE, co-investment and co-investment multi-manager funds.
 **Buyout deals: Preqin tracks private equity-backed buyout deals globally, including LBOs, growth capital, public-to-private deals, and recapitalizations. Our coverage does not include private debt and mezzanine deals.
 ***Venture capital deals: Preqin tracks cash-for-equity investments by professional venture capital firms in companies globally across all venture capital stages, from seed to expansion phase. The deals figures provided by Preqin are based on announced venture capital rounds when the capital is committed to a company.

