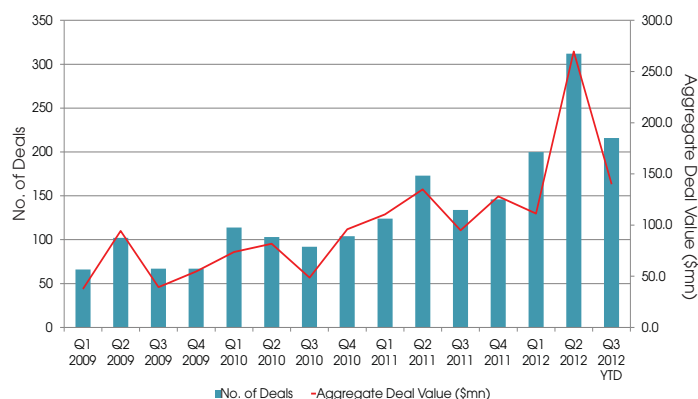




Angel and Seed Venture Capital Deals

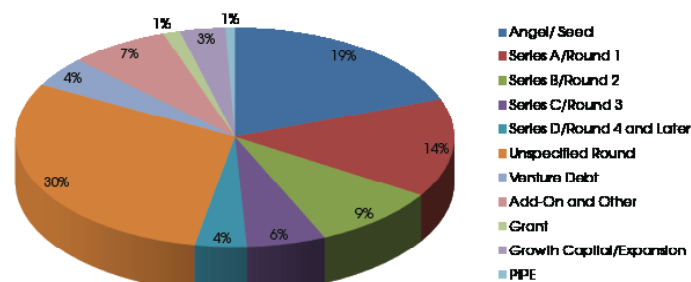
With early stage venture capital deals increasing in recent quarters, Jonny Parker investigates the trends in angel and seed deals since 2009 and the industries and regions currently attractive to investors.

Fig. 1: Number and Aggregate Value of Angel and Seed Venture Capital Deals: Q1 2009 - Q3 2012 (As at 5th September 2012)



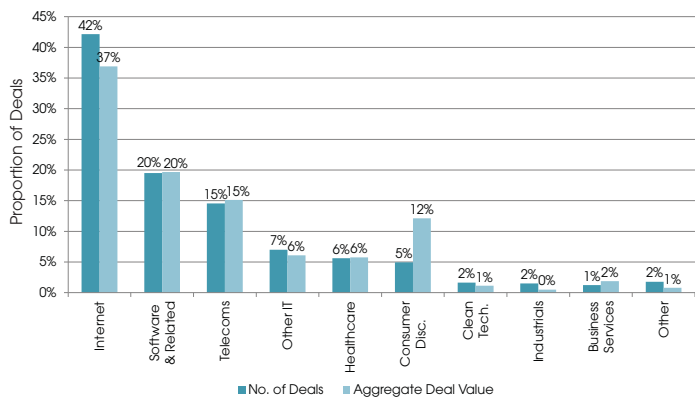
Source: Preqin Venture Deals Analyst

Fig. 2: Breakdown of Venture Capital Deals by Stage: 2012 (As at 5th September 2012)



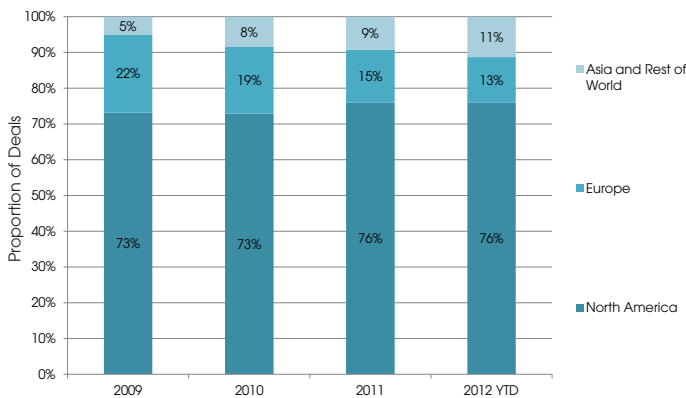
Source: Preqin Venture Deals Analyst

Fig. 3: Breakdown of Number and Aggregate Value of Angel and Seed Venture Capital Deals by Industry: 2012 (As at 5th September 2012)



Source: Preqin Venture Deals Analyst

Fig. 4: Breakdown of Number of Angel and Seed Venture Capital Deals by Region: 2009 - 2012 (As at 5th September 2012)



Source: Preqin Venture Deals Analyst

Subscriber Quicklink:

Subscribers to [Venture Deals Analyst](#), the industry's leading source of intelligence regarding venture capital transactions, can click [here](#) to view the details of over 2,000 VC-backed angel and seed deals since 2009, with an aggregate value of over \$1.5bn.

Not yet a subscriber? For more information on how [Venture Deals Analyst](#) can help you, please visit:

www.preqin.com/vcdeals