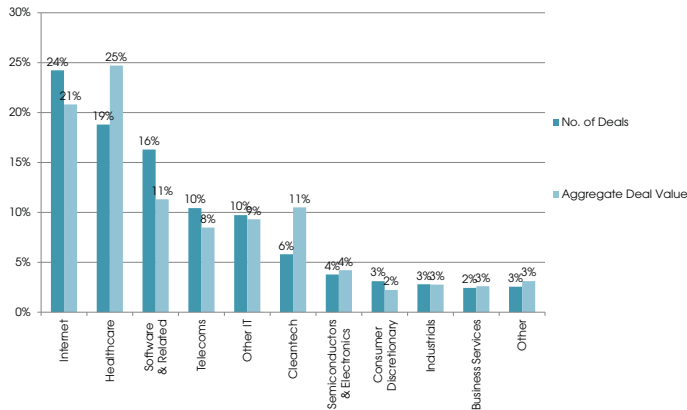




Venture Capital Deals: Industry Trends

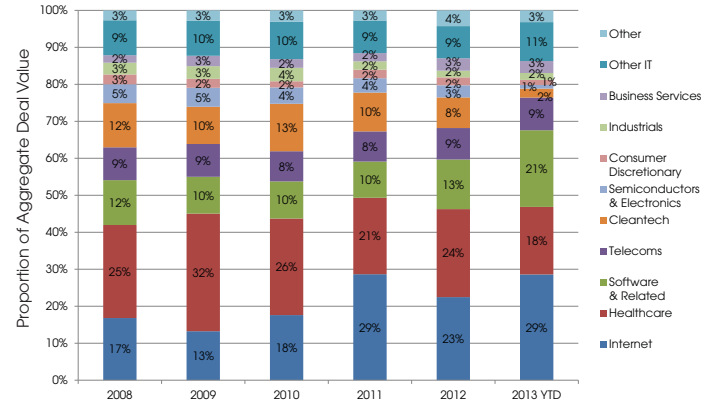
Gemma Morris takes a closer look at the venture capital industry from 2008 to 2013, including breakdowns by industry and region.

Fig. 1: Proportion of Number and Aggregate Value of Venture Capital Deals By Industry, 2008 - 2013 YTD (As at 20 February 2013)



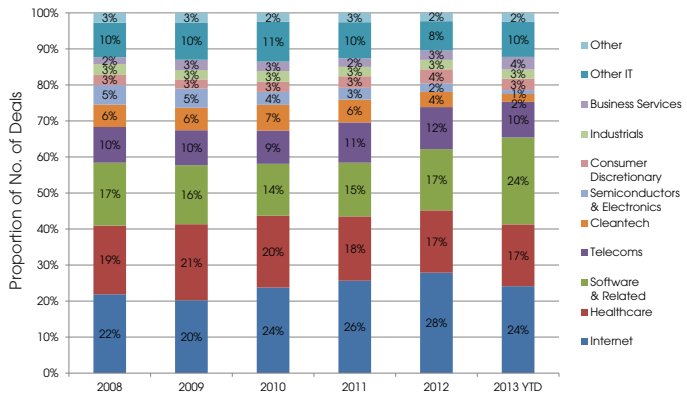
Source: Preqin Venture Deals Analyst

Fig. 2: Proportion of Aggregate Deal Value of Venture Capital Deals by Industry, 2008 - 2013 YTD (As at 20 February 2013)



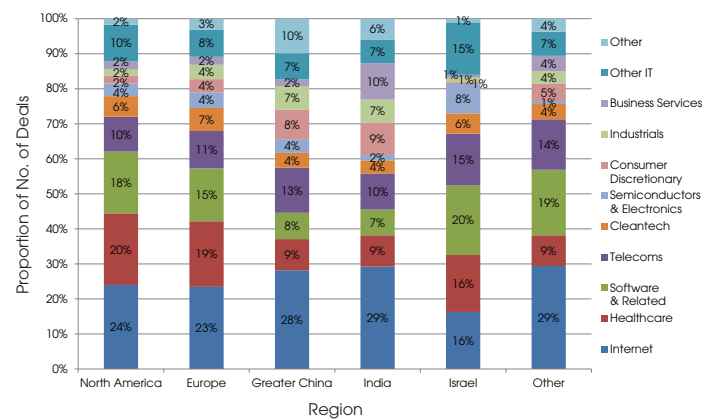
Source: Preqin Venture Deals Analyst

Fig. 3: Proportion of Number of Venture Capital Deals by Industry, 2008 - 2013 YTD (As at 20 February 2013)



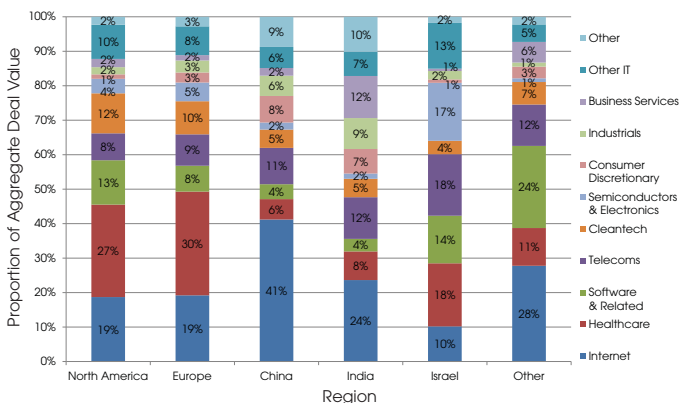
Source: Preqin Venture Deals Analyst

Fig. 4: Proportion of Number of Venture Capital Deals by Industry and Region, 2008 - 2013 YTD (As at 20 February 2013)



Source: Preqin Venture Deals Analyst

Fig. 5: Proportion of Aggregate Deal Value by Industry and Region, Q1 2008 - Q1 2013 TD (As at 20 February 2013)



Source: Preqin Venture Deals Analyst

Subscriber Quicklink:

Subscribers can break down the venture capital deals market by industry, stage and more using the [market overview feature](#) on [Venture Deals Analyst](#) in order to gain further insight into industry trends.

Not yet a subscriber? For more information on how Preqin's [Venture Deals Analyst](#) can help you, please visit: www.preqin.com/vcdeals