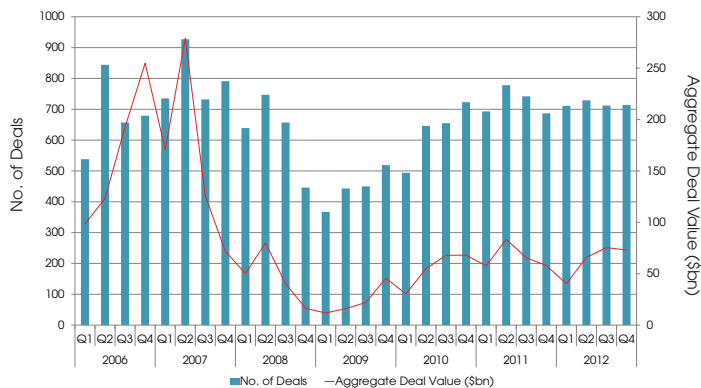




# 2012 Buyout Deals: A Year in Review

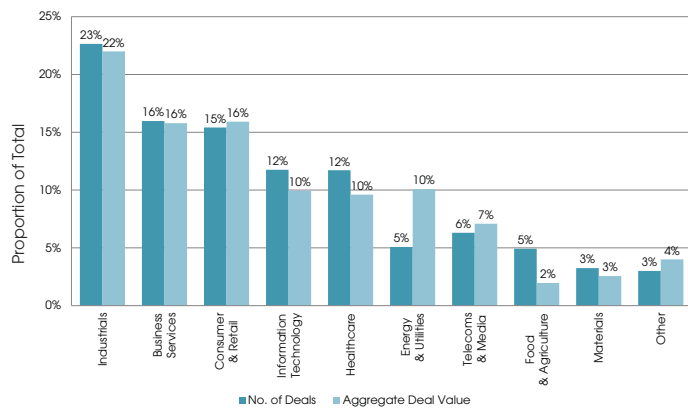
Anna Strumillo looks back at the key statistics for private equity-backed buyout deals in 2012.

Fig. 1: Quarterly Number and Aggregate Value of Private Equity-Backed Buyout Deals Globally, Q1 2006 - Q4 2012



Source: Preqin Buyout Deals Analyst

Fig. 3: Breakdown of Number and Aggregate Value of Private Equity-Backed Buyout Deals in 2012 by Industry

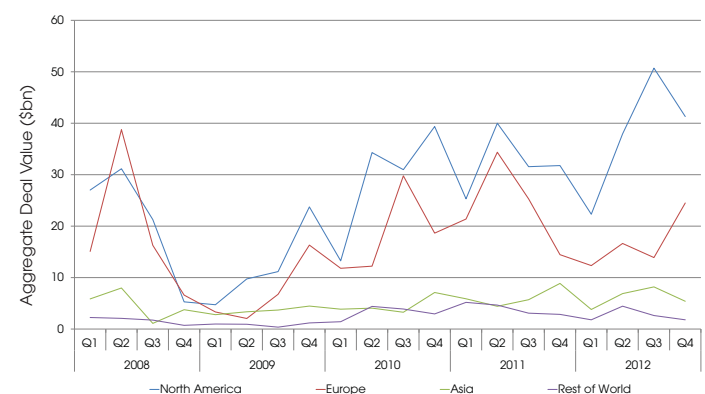


Source: Preqin Buyout Deals Analyst

Despite a difficult opening to the year, due to continued turbulent market conditions, 2012 has seen the buyout market near the post-Lehman peak witnessed during 2011. In particular, North America has witnessed a strong 2012, recording a post-2008 high for the year with \$152.3bn from 1,590 deals. Conversely, Europe suffered a difficult 2012 as a result of the European sovereign debt crisis. However, the \$24.5bn of European deals announced during Q4 2012 is a 76% increase from the previous quarter, an encouraging indicator for 2013.

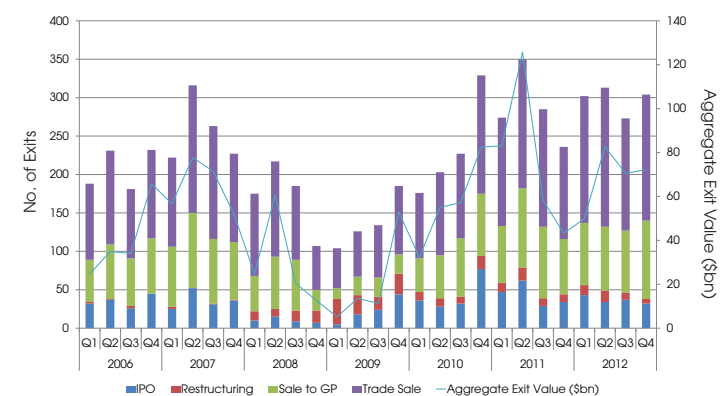
There were 1,192 exits announced globally in 2012, valued at \$275.2bn, representing a slight increase in exit volume in comparison to the previous year, when 1,145 exits were achieved, and an 11% drop in exit value, with 2011 witnessing \$310bn in exits.

Fig. 2: Quarterly Aggregate Value of Private Equity-Backed Buyout Deals by Region, Q1 2008 - Q4 2012



Source: Preqin Buyout Deals Analyst

Fig. 4: Global Number and Aggregate Exit Value of Private Equity-Backed Exits by Type, Q1 2006 - Q4 2012



Source: Preqin Buyout Deals Analyst

## Subscriber Quicklink:

Subscribers to *Buyout Deals Analyst* can click [here](#) to see details of the 2,866 buyout deals completed globally in 2012.

Not yet a subscriber? For more information on how Preqin's *Buyout Deals Analyst* can help you, please visit:

[www.preqin.com/deals](http://www.preqin.com/deals)