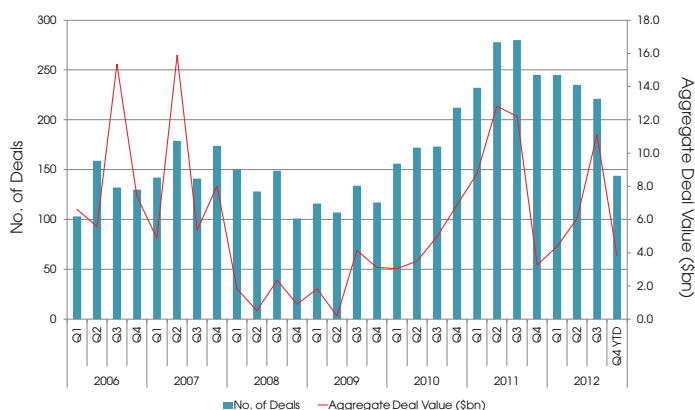




# Private Equity-Backed Add-on Deals

As market and credit conditions remain challenging, fund managers have increasingly turned to add-on deals in recent years to consolidate and strengthen their current portfolio companies. Jonny Parker investigates the wider trends regarding add-on deals.

Fig. 1: Number and Aggregate Value of Private Equity-Backed Add-on Deals: 2006 - 2012 YTD (as of 4 December 2012)



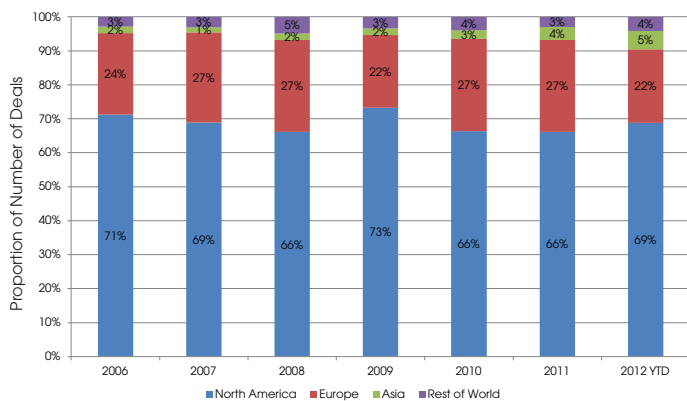
Source: Preqin Buyout Deals Analyst

Fig. 2: Proportion of Number of Private Equity-Backed Deals by Type: 2006 - 2012 YTD (as of 4 December 2012)



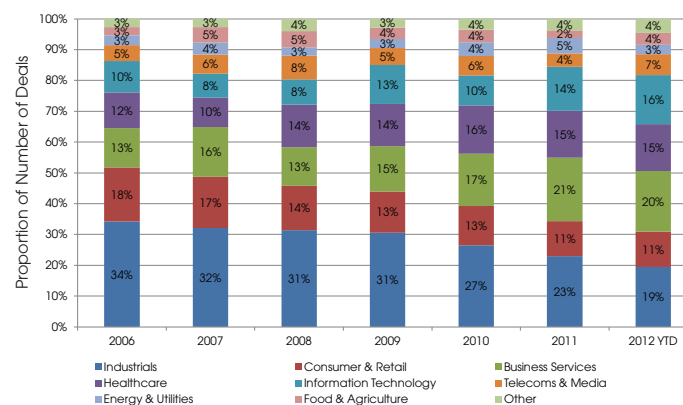
Source: Preqin Buyout Deals Analyst

Fig. 3: Proportion of Number of Private Equity-Backed Add-on Deals by Region: 2006 - 2012 YTD (as of 4 December 2012)



Source: Preqin Buyout Deals Analyst

Fig. 4: Proportion of Number of Private Equity-Backed Add-on Deals by Industry: 2006 - 2012 YTD (as of 4 December 2012)



Source: Preqin Buyout Deals Analyst

## Data Source:

Included as part of Preqin's integrated 360° online private equity database, or available as a separate module, **Buyout Deals Analyst** provides detailed and extensive information on private equity-backed buyout deals globally. The product has in-depth data for over 27,500 buyout deals across the globe from 2006 - present, including information on deal value, buyers, sellers, debt financing providers, financial and legal advisors, exit details and more.

## Subscriber Quicklink:

Subscribers to **Buyout Deals Analyst** can click [here](#) to see details of over 4,500 add-on deals globally since 2006, valued at over \$160bn.

Not yet a subscriber? For more information on how Preqin's **Buyout Deals Analyst** can help you, please visit:

[www.preqin.com/deals](http://www.preqin.com/deals)