



Fundraising Update

Elliot Bradbrook provides an rundown on the latest fundraising data.

Fig. 1: Key Facts - Infrastructure Funds on the Road

Funds on the Road	North America	Europe	Asia	Rest of World	Total
Number	28	56	24	34	142
Total Target Value (\$bn)	19.7	40.1	12	15.8	87.6
Average Size (\$mn)	704	716	500	465	617

Source: Preqin Infrastructure Online

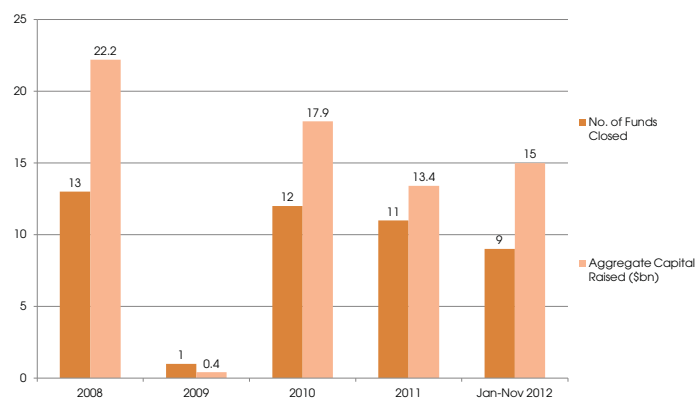
Subscriber Quicklink:

Subscribers can click [here](#) to view a complete list of the 29 unlisted infrastructure funds to reach a final close between January and November 2012.

Not yet a subscriber? To find out more or to arrange a demo please visit:

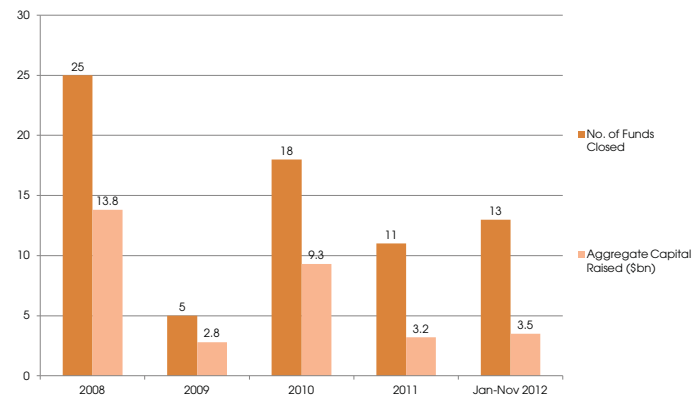
www.preqin.com/infrastructure

Fig. 2: Unlisted Infrastructure Fundraising: North America-Focused Funds, 2008 - November 2012



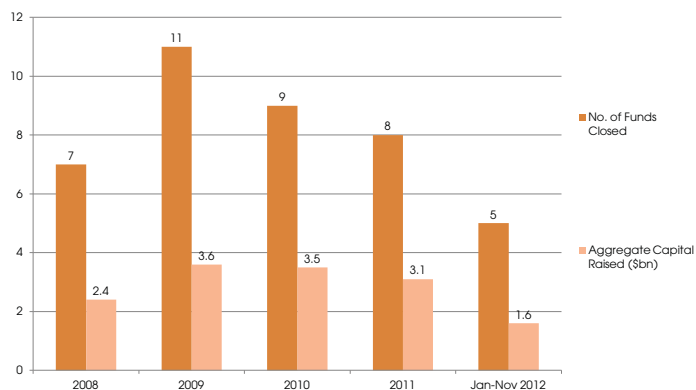
Source: Preqin Infrastructure Online

Fig. 3: Unlisted Infrastructure Fundraising: Europe-Focused Funds, 2008 - November 2012



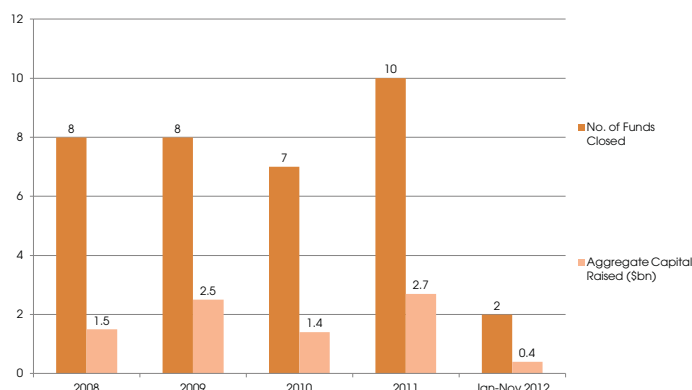
Source: Preqin Infrastructure Online

Fig. 4: Unlisted Infrastructure Fundraising: Asia-Focused Funds, 2008 - November 2012



Source: Preqin Infrastructure Online

Fig. 5: Unlisted Infrastructure Fundraising: Rest of World-Focused Funds, 2008 - November 2012



Source: Preqin Infrastructure Online