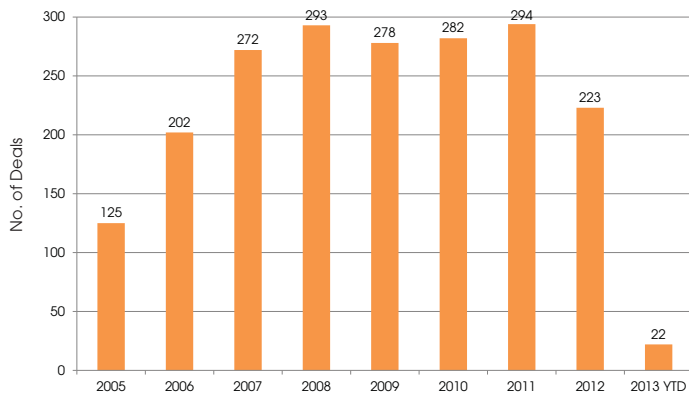




Infrastructure Deals

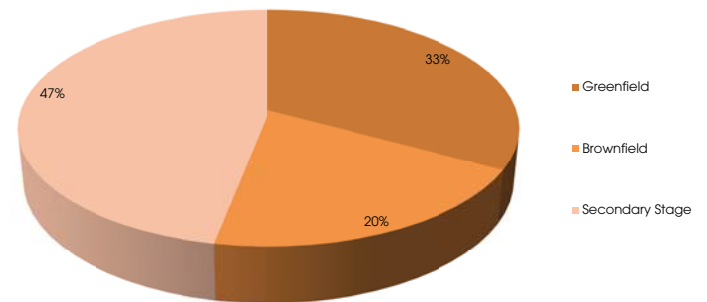
Stephen Yates explores latest figures on infrastructure deals.

Fig. 1: Annual Number of Deals Made by Unlisted Infrastructure Fund Managers, 2005 - 2013 YTD (As of 11 February 2013)



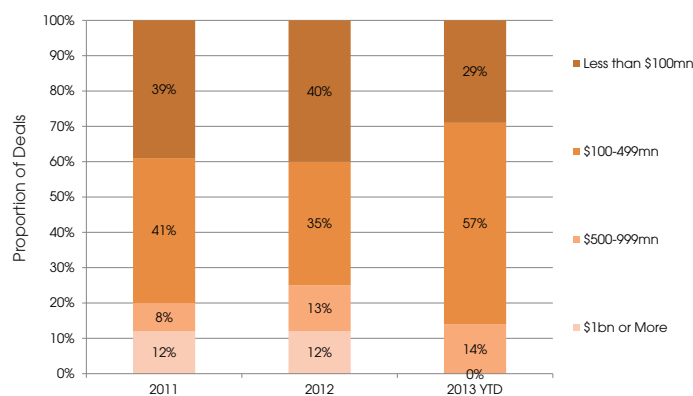
Source: Preqin Infrastructure Online

Fig. 2: Breakdown of Infrastructure Deals by Project Stage, 2005 - 2013 YTD (As of 11 February 2013)



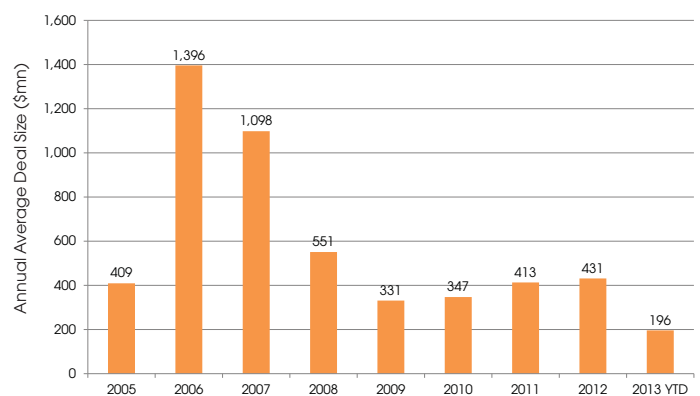
Source: Preqin Infrastructure Online

Fig. 3: Breakdown of Deals by Transaction Value, 2011 - 2013 YTD (As of 11 February 2013)



Source: Preqin Infrastructure Online

Fig. 4: Annual Average Deal Size, 2005 - 2013 YTD (As of 11 February 2013)



Source: Preqin Infrastructure Online

Fig. 5: Five Notable Deals in 2013 YTD

Asset	Location	Industry	Investor(s)	Deal Size (mn)	Stake	Date
North American Wind Farm Portfolio	US	Wind Power	CDP Capital - Private Equity Group	500 USD	-	Jan-13
City of Bayonne Water and Wastewater System	US	Water Utilities	KKR Infrastructure Fund, United Water	307 USD	100%	Jan-13
Rangeland	US	Natural Resources Pipelines	EnCap Flatrock Midstream Fund II	200 USD	-	Jan-13
E18 - Finland - Muurla/Lohja Phase	Finland	Roads	John Laing Infrastructure Fund	3 EUR	9%	Jan-13
Inverness College UHI	UK	Educational Buildings	Equitix, Miller Construction	60 GBP	100%	Jan-13

Source: Preqin Infrastructure Online

Subscriber Quicklink:

Subscribers can click [here](#) to access a list of the 22 infrastructure deals completed in 2013 so far, including all known investors.

Not yet a subscriber? To find out more or to arrange a demo please visit:

www.preqin.com/infrastructure