



# US-Based Infrastructure Fund Managers

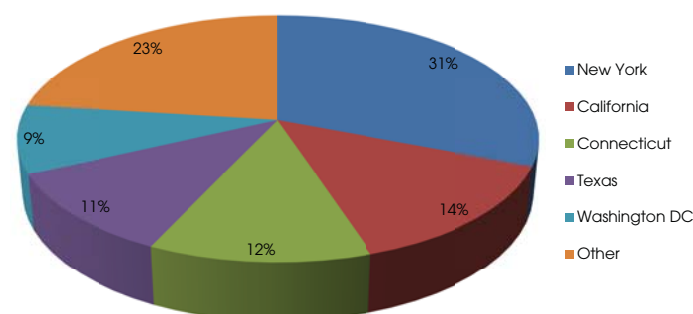
Stephen Yates provides a detailed breakdown of unlisted infrastructure fund managers based in the US.

Fig. 1: Key Facts: US-Based Infrastructure Fund Managers

Number of US-Based Infrastructure Fund Managers	74
Number of Funds Closed	99
Aggregate Capital Raised (\$bn)	108.7
Number of Funds on the Road	38
Aggregate Target Capital (\$bn)	35.1

Source: Preqin Infrastructure Online

Fig. 2: Breakdown of US-Based Unlisted Infrastructure Fund Managers by Location



Source: Preqin Infrastructure Online

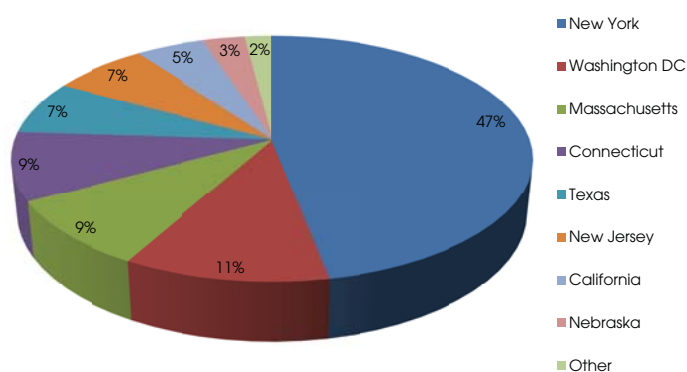
## Looking for more information on US-based infrastructure fund managers?

Subscribers to Preqin's [Infrastructure Online](#) can click [here](#) to access detailed profiles of all 74 US-based unlisted infrastructure fund managers. View extensive information including strategy and industry preferences, past and present fundraising data, and key contact information.

For more information, please visit:

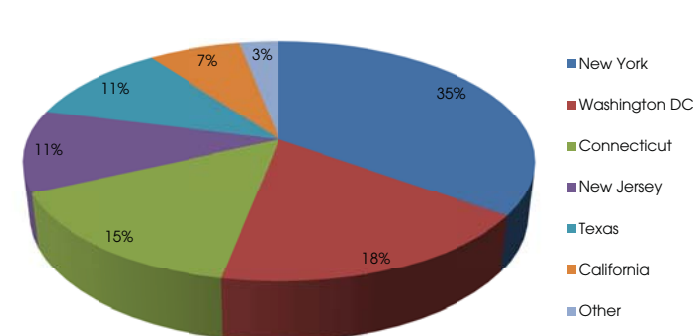
[www.preqin.com/infrastructure](http://www.preqin.com/infrastructure)

Fig. 3: Proportion of Aggregate Capital Raised by US-Based Infrastructure Fund Managers by Location



Source: Preqin Infrastructure Online

Fig. 4: Proportion of Aggregate Capital Targeted by US-Based Infrastructure Fund Managers by Location (As at 8 August 2013)



Source: Preqin Infrastructure Online

Fig. 5: Top 10 US-Based Infrastructure Fund Managers by Capital Raised and Capital Targeted

Manager	Headquarters	No. of Funds in Market	Aggregate Capital Targeted (\$bn)	No. of Funds Raised	Aggregate Capital Raised (\$bn)	Total (\$bn)
Global Infrastructure Partners	New York	0	-	2	13.9	13.9
EIG Global Energy Partners	Washington DC	1	4.3	4	7.9	12.2
Energy Capital Partners	New Jersey	1	3.5	3	7.4	10.9
Alinda Capital Partners	Connecticut	1	3.0	2	7.4	10.4
ArcLight Capital Partners	Massachusetts	0	-	5	10.1	10.1
GS Infrastructure Investment Group	New York	0	-	2	9.6	9.6
Morgan Stanley Infrastructure	New York	1	2.5	1	4.0	6.5
Highstar Capital	New York	0	-	4	6.3	6.3
LS Power Group	New York	1	1.5	2	4.2	5.7
Energy Investors Funds	California	0	-	4	4.1	4.1

Source: Preqin Infrastructure Online