



Fundraising

Emma Davis provides a round-up of the latest fundraising statistics.

Fig. 1: Key Facts - Infrastructure Funds in Market

Funds in Market	North America	Europe	Asia	Rest of World	Total
Number	30	54	26	34	144
Total Target Value (\$bn)	23.9	37.7	12.8	16.3	90.7
Average Size (\$mn)	797	698	492	479	630

Source: Preqin Infrastructure Online

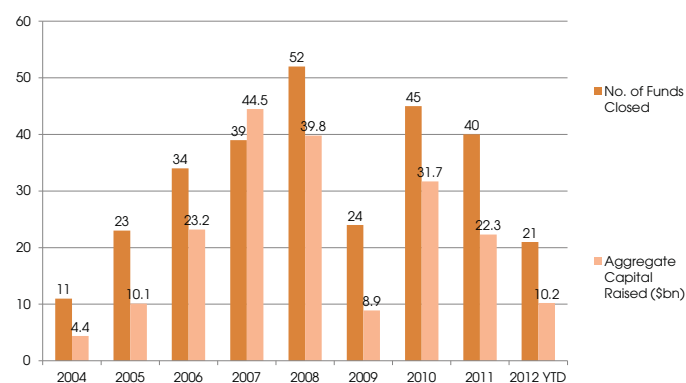
Subscriber Quicklink:

Subscribers can click [here](#) to access a full list of the 144 unlisted infrastructure funds currently in market.

Not yet a subscriber? To find out more or to arrange a demo please visit:

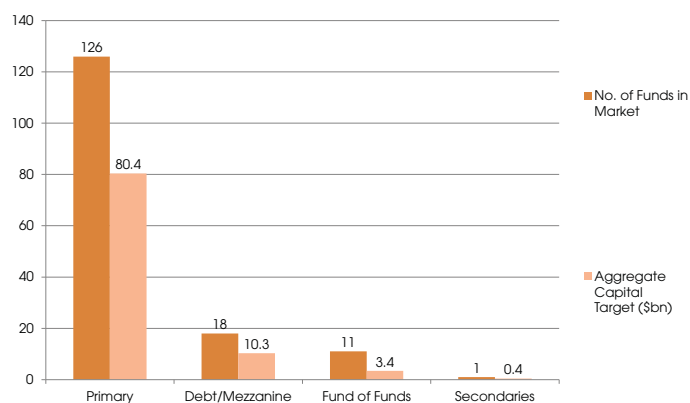
www.preqin.com/infrastructure

Fig. 2: Annual Unlisted Infrastructure Fundraising, 2004 - 2012 YTD



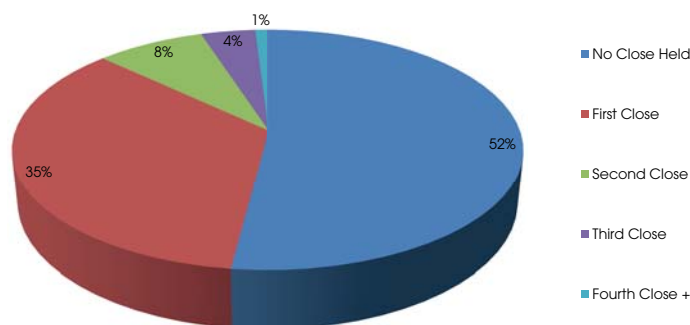
Source: Preqin Infrastructure Online

Fig. 3: Unlisted Infrastructure Funds in Market by Strategy



Source: Preqin Infrastructure Online

Fig. 4: Unlisted Infrastructure Funds in Market by Fundraising Status



Source: Preqin Infrastructure Online

Fig. 5: Largest Unlisted Infrastructure Funds in Market

Fund	Firm	Status	Target Size (mn)	Firm Location
Global Infrastructure Partners II	Global Infrastructure Partners	Third Close	5,000 USD	US
Alinda Global Core Infrastructure Fund	Alinda Capital Partners	Raising	3,000 USD	US
RREEF Pan-European Infrastructure Fund II	RREEF Infrastructure	First Close	2,000 EUR	UK
Harbourmaster Infrastructure Debt Fund	Harbourmaster Capital Management	Raising	2,000 EUR	Ireland
Macquarie European Infrastructure Fund IV	Macquarie Infrastructure and Real Assets (MIRA)	Second Close	1,500 EUR	Australia

Source: Preqin Infrastructure Online